



KSCPARTS OFFICE

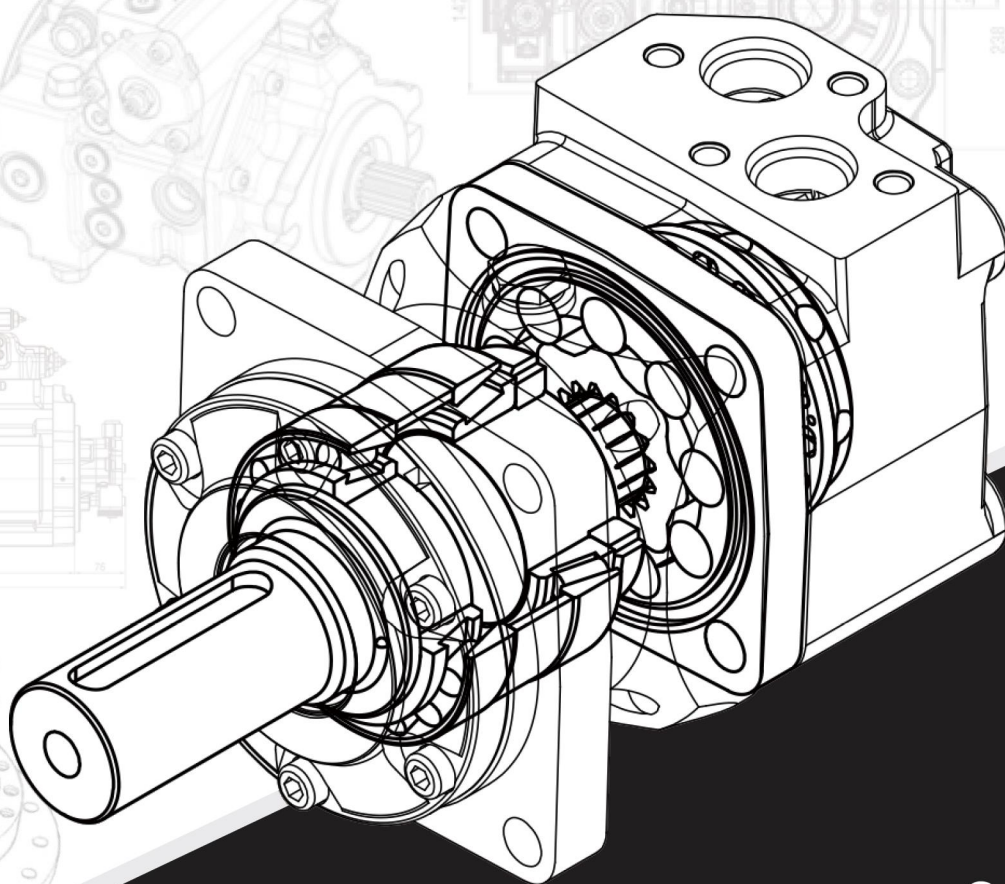



Seoul Office. 298 5th floor 511, Beotkkot-ro, Geumcheon-gu, Seoul, Republic of Korea

Factory. 47-3, Geomdan-ro 326beon-gil, Seo-gu, Incheon, Republic of Korea

Tel. (+82)2038-0008 **Email.** sales@kscparts.com **Site.** www.kscparts.com



ISO9001
CERTIFIED



KSC

HYDRAULIC

SUPERIOR PERFORMANCE

HYDRAULIC PUMPS & MOTORS FOR CONSTRUCTION HEAVY EQUIPMENTS, MARINE & INDUSTRY

KSC HYDRAULIC Power of Hydraulic

Company Introduce



INTRODUCTION

KSC was launched in the South Korean market in 2000 by providing many heavy equipment and OEM parts. We ventured into the online market in 2007 to serve nearby countries and we have successfully expanded our business from Asia to Africa and Europe.

We supply every equipment in its best condition as if it were to be used by our own company. Through the years, quality products meet our valued customers from Korea and worldwide. KSC's vast growth is an asset for businesses requiring heavy duty machineries.

From undercarriage, engine parts, ground engaging tools, bolts and nuts, filters, bearings, gaskets and seals, pumps, electrical parts, air inlet and exhaust, cooling systems, power train, chassis, and other miscellaneous products, name it and we'll get it for you.

Brand new and second hand parts are certainly in exceptional conditions. We at KSC know the value of our customers' standards.

Representative : *Charles Choi*



History & Certification

COMPANY
INTRODUCE

MANUFACTURE &
TEST EQUIPMENT

MAIN & GEAR PUMP

TRAVEL & SWING
MOTOR

PUMP ROTARY PARTS

GEAR PARTS

FACTORY LOCATION

HISTORY

2009	September	Established KFS Co., Ltd
2010	February	Established R&D Center
2012	April	Established R&D Center
	February	Development and mass production of Main Pump(6 ton)
	September	Obtained Venture Business Certificate
	October	Changed Company name into Hy-world
	December	Obtained Best Family Friendly
2014	April	Development and mass production of Main Pump(8 ton)
	June	Development and mass production Swing Device(8~10 ton)
	August	Development and mass production Swing Reduction Gear 22ton (for FLUTEK)
	September	Development and mass production Main Pump 8 ton
2015	July	EPPR VALVE Development
	September	M & A (SAMJIN Hydraulic Co., Ltd., Dongmyong Engineering Co., Ltd.) PTO (22 ton)
2016	August	Wheel Loader 300hHp Grade Main Pump Development (63ccx60cc, Tandem Type) A10V71cc Single Piston Pump
	August	Wheel Loader 300hHp Grade Main Pump Development (63ccx60cc, Tandem Type) A10V71cc Single Piston Pump
2017	October	Development and mass production Swing Device(22~30 ton - for PNM)
2018	March	Investing MCT facilities
	May	Investing Main Pump test bench
	October	A10V28cc, Main Pump
2019	November	SFKorea Founded

CERTIFICATION



Certificate Name

Certificate Name

Certificate Name

Certificate Name

Certificate Name

VENTURE
Certificate
(Venture Company)

Corporate R&D
Center Certificate

ISO 14001

Organization

OUR TEAM



Manufacture&Test Equipment

MANUFACTURE

No.	Type	Spec	Maker	Amount	Others
1	MCT	TNV-80	S&T	1	-
2	MCT	VX-65N	WIA	1	-
3	MCT	VX-500/50	WIA	3	-
4	MCT	ACE-HM500	DOOSAN	1	-
5	MCT	H-63G	WIA	2	-
6	MCT	KH-50G	WIA	2	-
7	CNC	ACT-2SP-V3	OKUMA & HOWA	1	-
8	CNC	PUMA 280F	DOOSAN	1	-
9	CNC	PUMA 240A	DOOSAN	1	-
10	CNC	PUMA 10	DOOSAN	2	-
11	CNC	ML-32C1	MAIER	1	Swiss Type
12	Laser Marking	MCSA F-9020	DAEJU	1	-
13	Veritical Honing	CVH-033	CLEANRECH	1	-



CVH-033



VX-500/50




KH-50G




PUMA 280F

TEST EQUIPMENT

No.	Type	Spec.W	Amount	Others
1	Multipurpose Test Stand	5,000psi	1	-
2	Valve Test Stand	300kg/cm ² , 40Lpm	1	-
3	Proportional / Valve Test Stand	350kg/cm ² , 150Lpm	1	-
4	Motor Test Stand	55kw, 2800rpm	1	-
5	Pump Test Stand	110kw, 2,800rpm	1	-
6	Test Stand	1,000psi	2	-
7	High-Pressure Test Stand	2,000kg/cm ² , 4Lpm	1	-



Valve Test Stnad
210kg/cm², 20Lpm



Valve Test Stnad
350kg/cm², 80Lpm



Proportional / Valve Test Stnad




Pump Test Stnad

MAIN PUMP

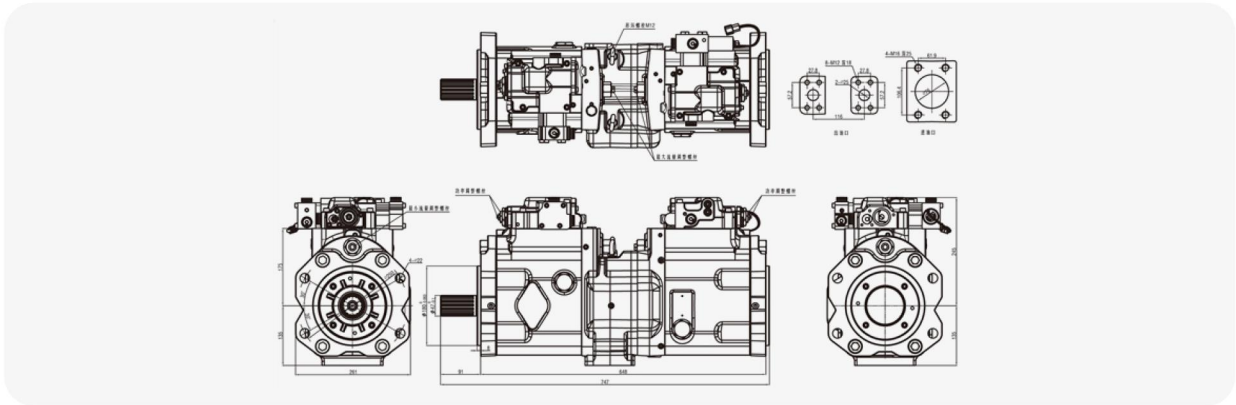
6

K3V Pump / K5V



SPECIFICATION

Model	Unit	K3V63DT	K3V112DT	K3V140DT	K3V180DT	K5V80DTP	K3V112DTP	K3V180DTP	K5V140DTP	K3V180DTH	K5V200DTH
Max Displacement	cc/rev	63X2	112X2	140X2	180X2	80X2	112X2	180X2	140X2	180X2	200X2
Rated Pressure	kgf/cm ²	350	350	350	350	350	350	350	350	350	350
	MPa	34.3	34.3	34.3	34.3	34.3	34.3	34.3	34.3	34.3	34.3
Max Pressure	kgf/cm ²	400	400	400	400	400	400	400	400	400	400
	MPa	39.2	39.2	39.2	39.2	39.2	39.2	39.2	39.2	39.2	39.2
Max for self priming	kgf/cm ²	2,650	2,360	2,150	1,950	2,460	2,360	1,950	2,160	1,950	1,900
	Max	3,250	2,700	2,500	2,300	3,000	2,700	2,300	2,500	2,300	2,200
Max input torque	kgf-m	35	60	114	114	54	60	114	86	114	114
	N-m	343.2	588.4	1,118	1,118	529.6	588.4	1,118	843.4	1,118	1,118
Weight	kgf	81	125	160	160	81	148	160	125	160	160
Application	ton	13~17	20~25	29~37	39~45	13~17	20~25	39~45	29~37	39~45	39~50




DIMENSIONS

Model	K3V63DT	K3V112DT	K3V140DT	K3V180DT	K5V80DTP	K5V140DTP	K3V180DTH	K5V160DTH	K5V200DTH
D1	180	224	250	250	180	224	250	250	250
D2	125	160	180	180	125	160	180	180	180
D	18	22	22	22	18	22	22	22	22
L1	76	78	93	93	76	78	93	93	93
L2	140	140	140	140	140	140	140	140	140
L3	190	234	256	256	190	234	256	256	256
L4	89	100	112	112	89	100	112	112	112
L5	98	110	123	123	98	110	123	123	123
L6	8	8	8	8	8	8	8	8	8
L7	228	265	305	305	228	265	305	305	305
L8	138	167	190	190	138	167	190	190	190
L9	464	538	618	618	464	538	618	618	674
L10	97	109	121	121	97	109	121	121	121
L11	195	220	245	245	195	220	245	245	245
L12	78	78	80	80	78	78	80	80	80
L	618	694	791	791	618	684	791	791	847

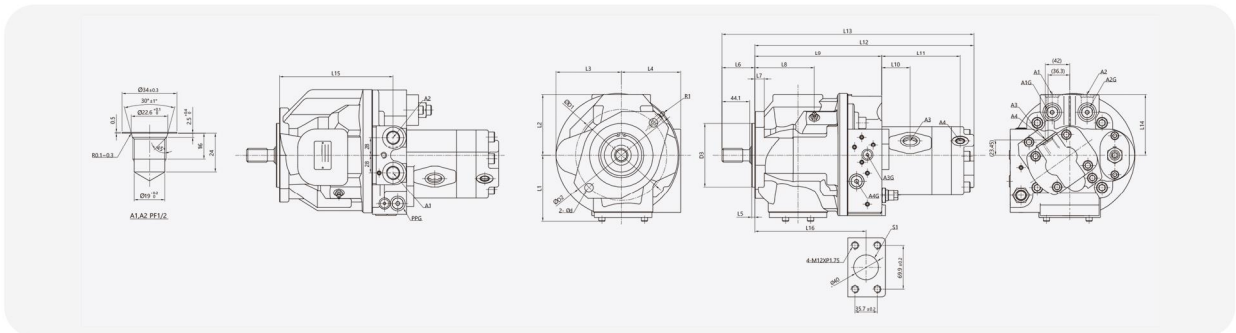
MAIN PUMP

KP2D21/25/28



SPECIFICATION

Model	Unit	KP2D21	KP2D25	KP2D28
Displacement	A1	25	25	27.3
Displacement	A2	25	25	27.3
Displacement	A3	16.2	16.2	18.2
Displacement	A4	4.5	4.5	4.5
Rated Pressure	kgf/cm ²	220	220	220
Flow	L/min	55×2	55×2	61.6×2
Flow	rpm	2,200	2,200	2,200
Max input torque	kgfm	14	14	14
Application	ton	7	7	7




DIMENSIONS

Model	KP2D21	KP2D25	KP2D28
D1	146	146	146
D2	175	175	175
D3	101.6	101.6	101.6
D	14	14	14
L1	106	106	106
L2	97	97	97
L3	107.45	107.45	107.45
L4	95	95	95
L5	5	5	5
L6	52.5	52.5	52.5
L7	15	15	15
L8	95	95	95
L9	203	203	203
L10	45	45	45
L11	125	125	125
L12	346	346	346
L13	[398.5]	[398.5]	[398.5]
L14	97	97	97
L15	181.5	181.5	181.5
L16	177.5	177.5	177.5

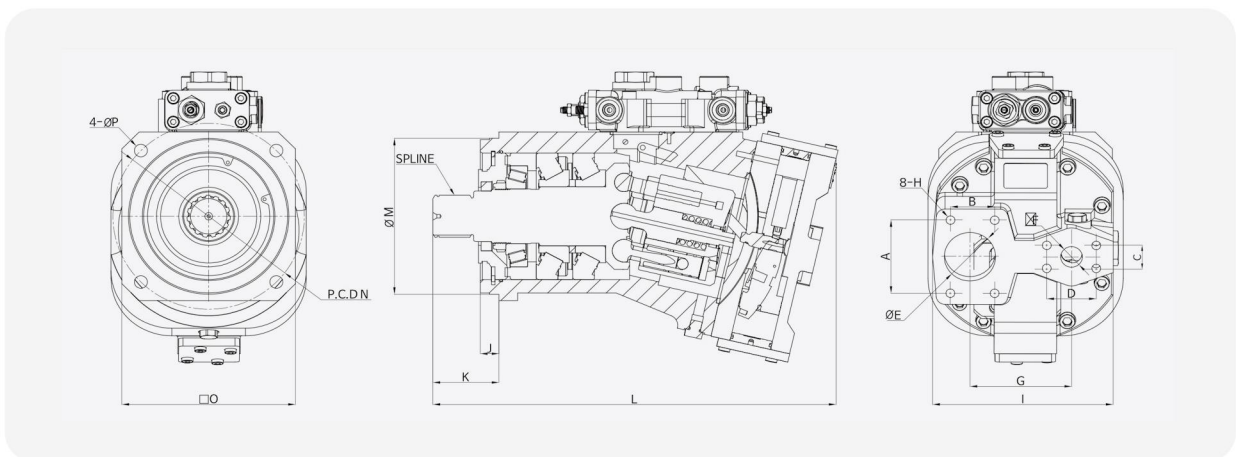
MAIN PUMP

HPV145



SPECIFICATION

Model	Unit	HPV145
Displacement	cc/rev	145
Max. Pressure	kgf/cm ²	350
Max. Pressure	rpm	2,000



DIMENSIONS OF SHAFT END (SPLINE TYPE)

Model	HPV145
No. of teeth	15
Pitch circle dia	47.6
Module	DP8/16
Pressure angle	30
Standard	ANSI B92.1B:1970

FLANGE MOUNTING FACE FOR SUCTION & DELIVERY PORT

Model	HPV145	Model	HPV145
A	89	I	208
B	51	J	21
C	28	K	75.5
D	57	L	458.5
E	64	M	184
F	26	N	Ø220.6
G	114.5	O	200
H	M12X1.75p Dp25	P	17


* Above specifications are subject to change without prior notice for improvement in quality.



MAIN PUMP

10

KP2D36

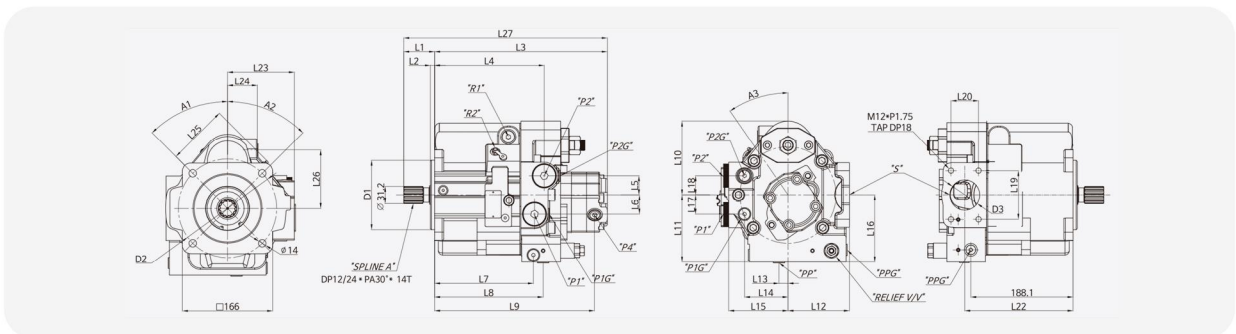


SPECIFICATION

Model	Unit	KP2D36
Displacement	A1	37
Displacement	A2	37
Displacement	A3	12.1
Displacement	A4	6.5
Rated Pressure	kgf/cm ²	280
Flow	L/min	74x2
Max speed for self priming	rpm	2,000
Max input torque	kgf-m	17.8
Application	ton	8

PORT SIZE

Port	Title	Configuration
S	Input Port	SAE A 2 1/2
P1, P2	Output Port	PF 3/4
P4	Output Port	PF 3/8
PP	Output Port	PF 1/4
P1G, P2G	Gauge Port	PF 1/4
PPG	Gauge Port	PF 1/4
R1	Drain Port	PF 3/8
R2	Air Port	M10



DIMENSIONS

Model	KP2D36
D1	Ø127
D2	Ø1181
D3	Ø55
A1	45°
A2	45°
A3	35°
L1	56.7
L2	7.7
L3	317.8
L4	201.8
L5	35
L6	35
L7	181.8
L8	199.8
L9	294.1
L10	136
L11	123

Model	KP2D36
L11	123
L12	113
L13	16.5
L14	80
L15	109
L16	123
L17	35
L18	203
L19	88.9
L20	50.8
L21	188.1
L22	199.1
L23	123
L24	55
L25	113.6
L26	107
L27	374.5

* Above specifications are subject to change without prior notice for improvement in quality.



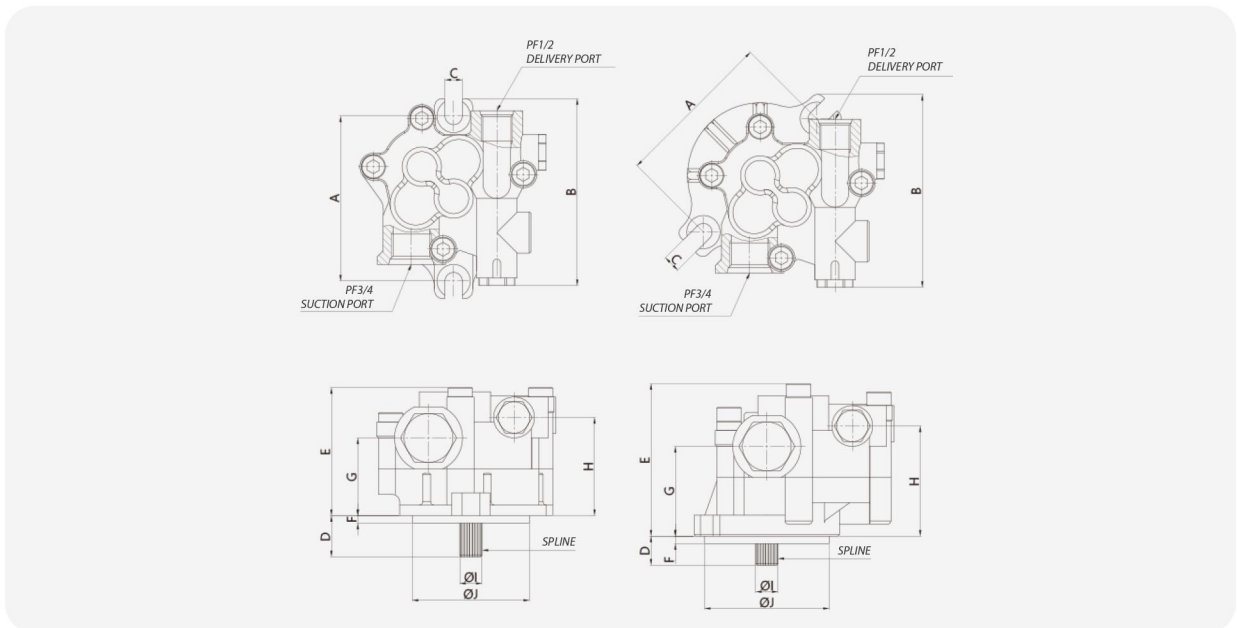
GEAR PUMP

K3V/K5VDTP



SPECIFICATION

Model	Unit	K3V63DTP	K3V112DTP	K3V140DTP	K3V180DTP
Discharge Rate	cc/rev	12	12	15	15
Max. Pressure	kgf/cm ²	40	40	40	40
Max. Speed	-	3,250	2,700	2,500	2,200



DIMENSIONS

Model	K3V63DTP	K3V112DT	K3V140DT	Model	K3V63DTP	K3V112DT	K3V140DT	Model	K3V63DTP	K3V112DT	K3V140DT
Type	LP(INDRAIN)			Type	LP(OURDRAIN)			Type	RP(OURDRAIN)		
A	109	109	109	A	109	109	109	A	106	106	106
B	149	149	149	B	30.5	30.5	30.5	B	161	161	161
C	11	11	11	C	20.5	20.5	20.5	C	11.5	11.5	11.5
D	27.2	27.2	27.2	D	149	149	149	D	19.2	19.2	19.2
E	93	93	93	E	11	11	11	E	100.8	100.8	100.8
F	5	5	5	F	27.2	27.2	27.2	F	5	5	5
G	51.8	51.8	51.8	G	61	61	61	G	59.8	59.8	59.8
H	64.8	64.8	64.8	H	5	5	5	H	72.8	72.8	72.8
I	14.8	14.8	14.8	I	51.8	51.8	51.8	I	14.8	14.8	14.8
J	77.5	77.5	77.5	J	64.8	64.8	64.8	J	82.55	82.55	82.55
K	-	-	-	K	14.8	14.8	14.8	K	-	-	-
L	-	-	-	L	77.5	77.5	77.5	L	-	-	-
SPLINE	Z13	Z13	Z13	SPLINE	Z13	Z13	Z13	SPLINE	Z13	Z13	Z13

GEAR PUMP

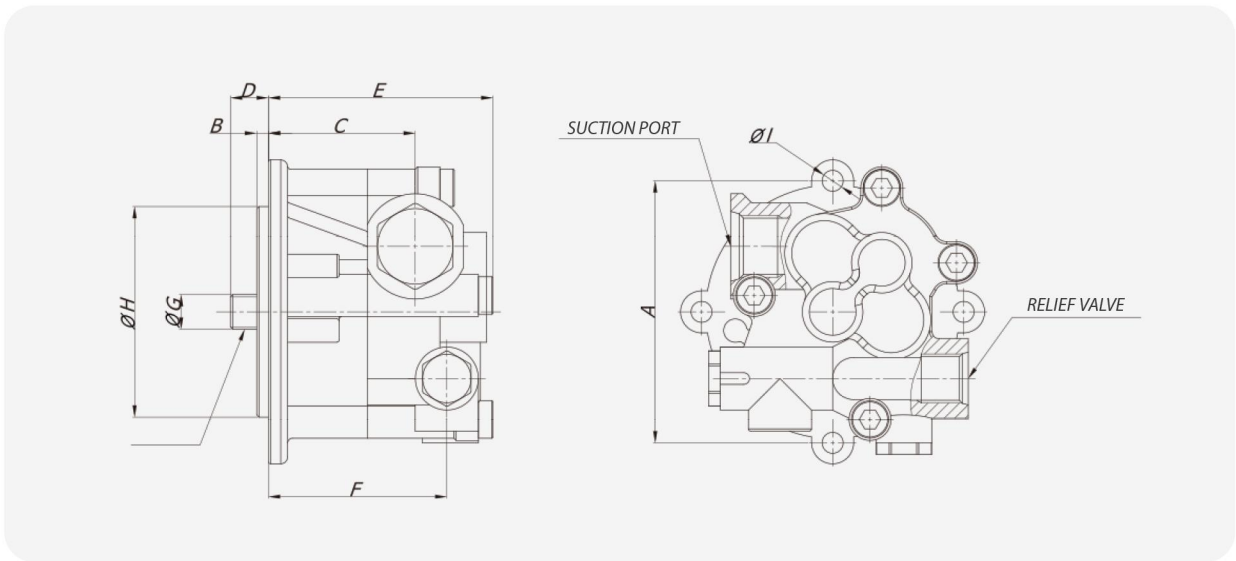
12

K3V/K5VDT



SPECIFICATION

Model	Unit	K3V63DT	K3V112DT	K3V140DT	K3V180DT
Discharge Rate	cc/rev	12	12	15	15
Max. Pressure	kgf/cm ²	40	40	40	40
Max. Speed	-	3,250	2,700	2,500	2,200



DIMENSIONS

Model	HT3V63DT	HT3V112DT	HT3V140DT	HT3V180DT
A	100	112	138	138
B	5	5	5	5
C	59.8	59.8	62.8	62.8
D	19.2	19.2	16.2	16.2
E	93	93	96	96
F	72.8	72.8	75.8	75.8
G	14.8	14.8	14.8	14.8
H	80	30	100	100
I	6.6	9	11	11
SPLINE	Z12, Z13	Z12, Z13	Z12, Z13	Z12, Z13

* Above specifications are subject to change without prior notice for improvement in quality.



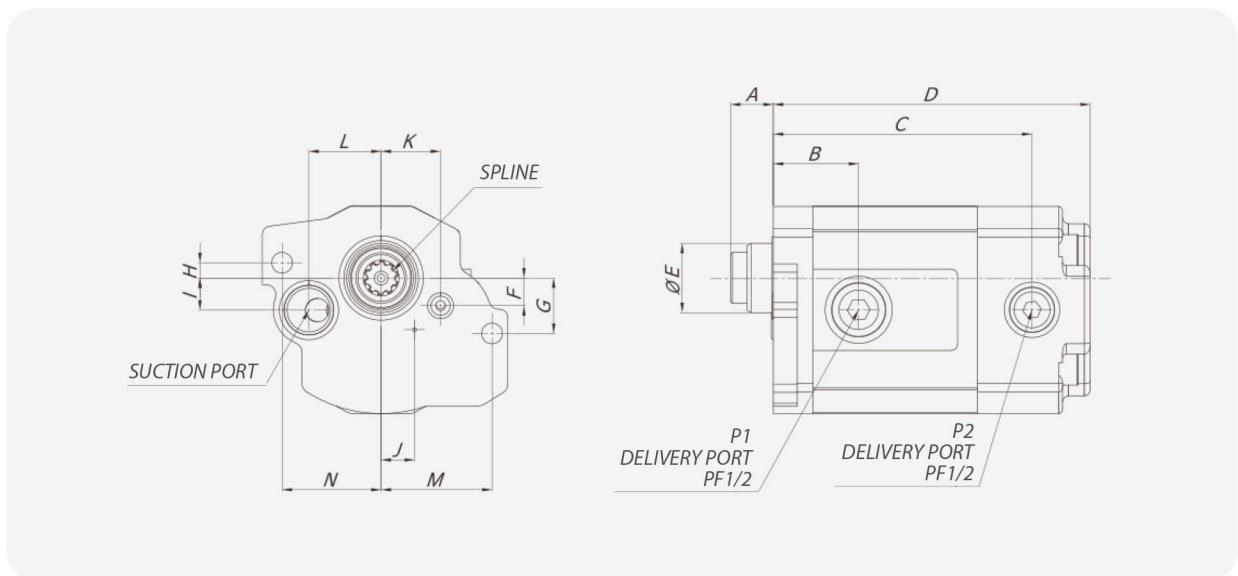
GEAR PUMP

KP2D/2D25/2D36



SPECIFICATION

Model	Unit	HPV116							
Discharge Rate	cc/rev.	P1				P2			
		12	16.8	18.8	22	6	9	10	
Max. Pressure	kgf/cm ²	210	210	210	210	50	50	50	
Max. Speed	rpm	2200/2600/2800	2200/2600/2800	2200/2600/2800	2200/2600/2800	2200/2600/2800	2200/2600/2800	2200/2600/2800	




DIMENSIONS

Model	HTP2D25	HTP2D25	HTP2D25	HTP2D36
Type	4.5cc	6.5cc	9cc	6.5cc
A	21.7	21.7	21.7	13.2
B	43	43	43	x
C	118	130.6	135	63
D	136	160	164.5	86
E	35	35	35	35
F	14	14	14	14
G	28	28	28	28
H	7.7	7.7	7.7	7.7
I	16.25	16.25	16.25	16.25
J	16.9	16.9	16.9	16.9
K	30	30	30	30
L	36.5	36.5	36.5	36.5
M	56	56	56	56
N	50	50	50	50
SPLINE	NT:10T	NT:10T	NT:10T	NT:10T

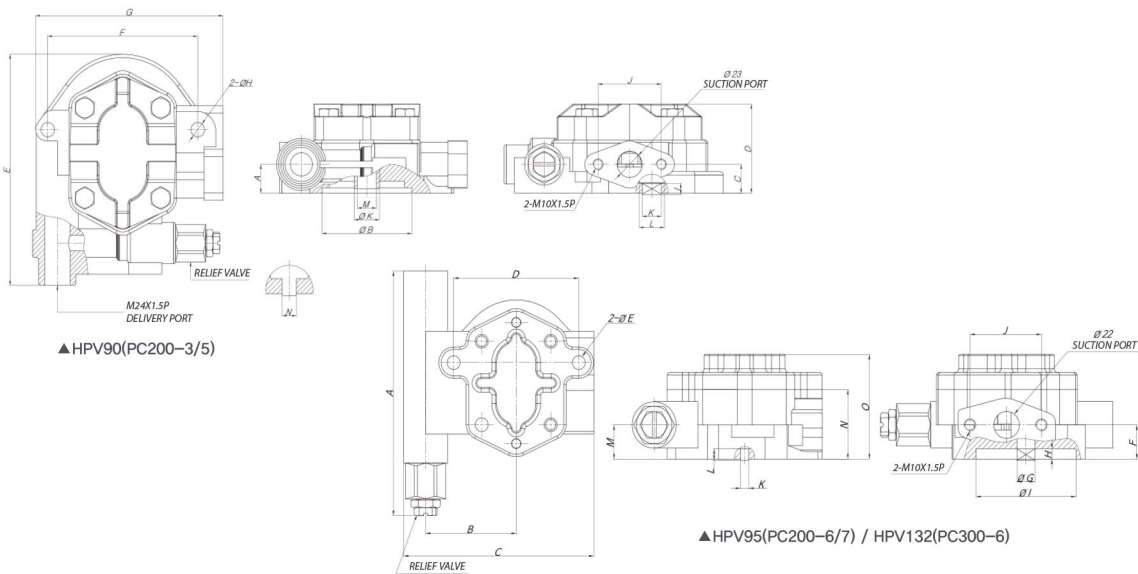
GEAR PUMP

HPV90(PC200-3/5)/HPV95(PC200-6/7)/HPV132(PC300-6)



SPECIFICATION

Model	Unit	HPV90(PC200-3/5)	HPV90(PC200-6/7)	HPV132(PC300-6)
Discharge Rate	cc/rev.	23.5	13.2	17.6
		50	40	40
Max. Pressure	kgf/cm ²	3,200	3,200	3,200
Max. Speed	rpm	2,200/2,600/2,800	2,200/2,600/2,800	2,200/2,600/2,800




DIMENSIONS

Model	HPV90(PC200-3/5)		HPV95(PC200&PC220-6/7)	HPV132(PC300-6)
A	26.5	26.5	195	195
B	85	85	76	76
C	26.5	26.5	161.5	161.5
D	78.5	78.5	105	105
E	210	210	Ø11	Ø11
F	142	142	27.2	27.2
G	181	181	Ø16	Ø16
H	13	13	8.2	8.2
I	-	10	Ø64	Ø64
J	60	60	60	60
K	24	18.2	7	7
L	-	24	9.2	9.5
M	18.2	-	27.2	27.2
N	-	9	49.2	55.5
O	-	-	77.2	83.5

GEAR PUMP

16

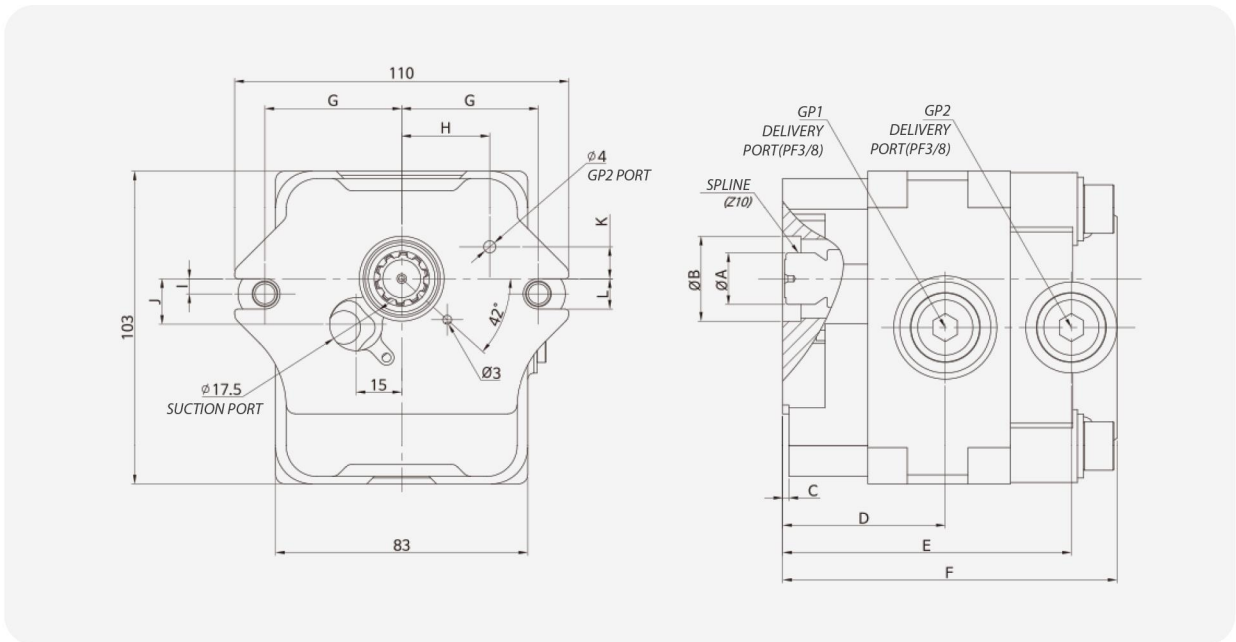
PVD-2B-40



SPECIFICATION

Model	Unit	PVD-2B-40	
Discharge Rate	cc/rev.	GP1	GP2
		6.4	2.7
Max. Pressure	kgf/cm ²	210	40
Max. Speed	-	3,000	3,000

* Above specifications are subject to change without prior notice for improvement in quality.




DIMENSIONS

Model	PVD-2B-40	Model	PVD-2B-40
ØA	17	I	5
ØB	28	J	15
C	2	K	10.5
D	53.5	L	10
E	95	SPLINE	10T
F	110	GP1	PF3/8
G	45	GP2	PF3/8
H	29	REMARK	-

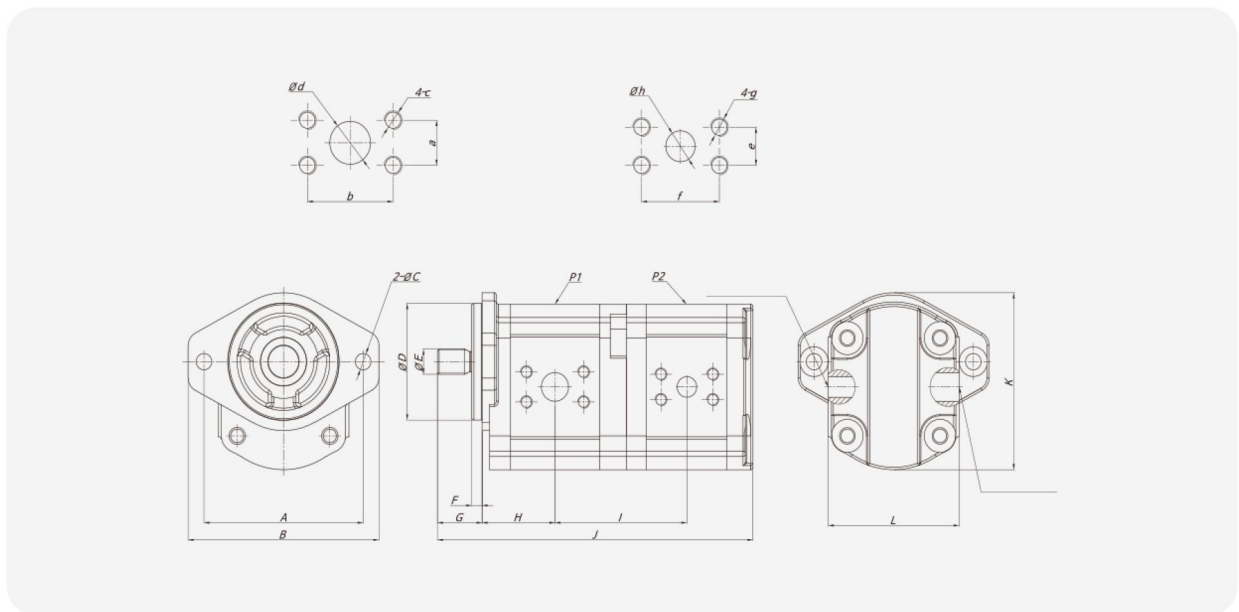
GEAR PUMP

REXROTH (DOUBLE TYPE)



SPECIFICATION

Model	Unit	REXROTH	
Discharge Rate	cc/rev.	P1	P2
		30	23
Max. Pressure	kgf/cm ²	250	250
Max. Speed	rpm	2,800	2,800



DIMENSIONS

Model	REXROTH	
Type	23cc	30cc
A	146	146
B	175	175
C	14.5	14.5
D	101.6	101.6
E	21.8	21.8
F	9.5	9.5
G	40.975	40.975
H	66.8	66.8
I	120.7	120.7
J	289.375	289.375
K	154	154
L	120	120
REMARK	-	-

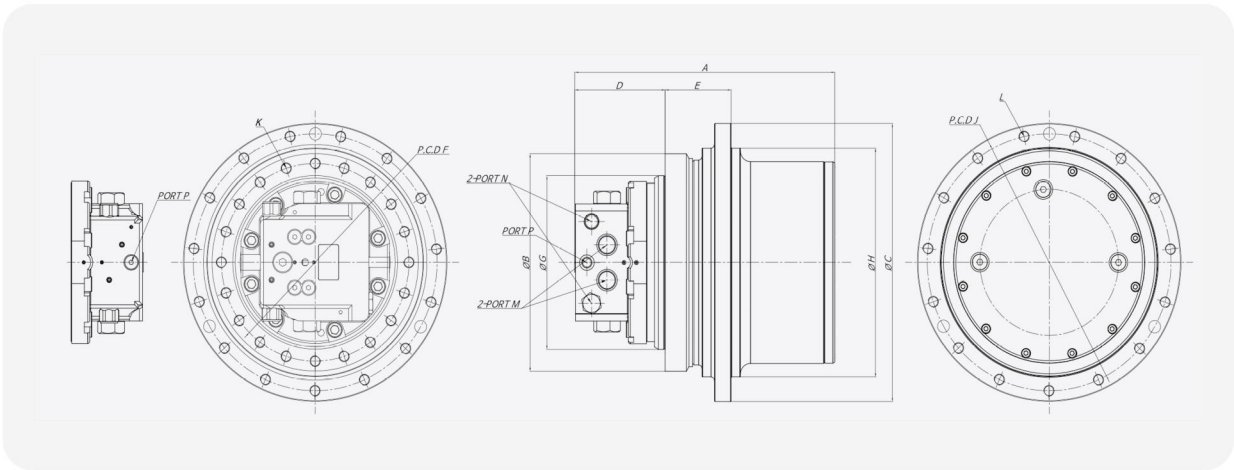
TRAVEL MOTOR

TM07/09/18VC



SPECIFICATION

Model	Unit			TM07VC		TM09VC		TM10VC/18VC	
				1SPEED	2SPEED	1SPEED	2SPEED	1SPEED	2SPEED
Reduction Gear	Gear ratio			53.706	53.706	53.706	53.706	53	53
	Output Torque	kg.m	rated	709	449	1,117	629	1,960	1,221
	Output Torque	kg.m	max.	780	780	1,160	1,160	2,150	2,150
	Output speed	rpm	rated	25.6	40.4	30.3	56.6	30.7	49.2
Hydraulic Motor	Output speed	rpm	max.	65	65	60	60	60	60
	Displacement	cc/rev.	cc/rev.	39.5	25	49.2	26.3	68.9	42.9
	Operating Pressure	kgf/cm ²	rated	210	210	280	280	337	337
	Operating Pressure	kgf/cm ²	max.	300	300	350	350	350	350
	Output Speed	rpm	rated	1,176	2,171	1,626	3,042	1,625	2,608
	Output Speed	rpm	max.	3,000	3,000	3,900	3,900	3,200	3,200
Weight	kg	kg	78	78	83	83	125/136	125/136	



DIMENSIONS

Model	TM07VC	TM09VC	TM10VC	TM18VC
A	348.5	348.5	348.5	348.5
B	270	280	298	308
C	306	325	362	394
D	126	120	134	134
E	68	80	88	99.5
F	244	250	270	280
G	210	210	230	246
H	250	265	292	324

Model	TM07VC	TM09VC	TM10VC	TM18VC
H	250	265	292	324
J	282	300	332	364
K	12-M14X2.0	12-M16X2.0	15-M16X2.0	20-M16X2.0
L	12-M14X2.0	12-M14X2.0	12-M16X2.0	15-M16X2.0
M	PF1/2	PF1/2	PF3/4	PF3/4
N	PF3/8	PF3/8	PF1/2	PF1/2
P	PF1/4	PF1/4	PF1/4	PF1/4
ton	5	8	14	14

TRAVEL MOTOR

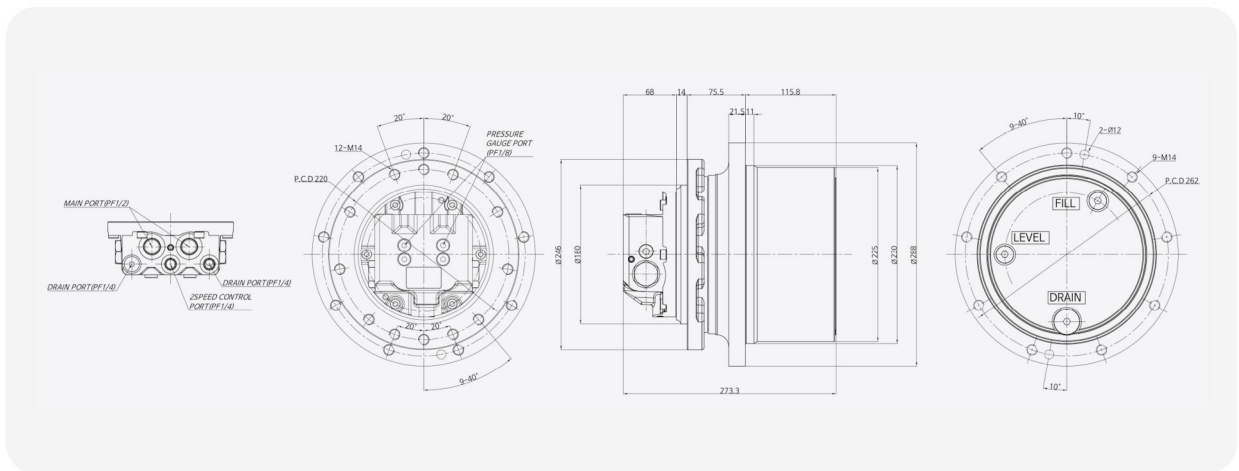
20

TM06VN



SPECIFICATION

Model	Unit		TM06VN	
			1SPEED	2SPEED
Reduction Gear	Gear ratio		68.6	68.6
	Output Torque	kg.m rated	685	403.5
	Output Torque	kg.m max.	720	720
	Output speed	rpm rated	34.8	59
	Output speed	rpm max.	67	67
Hydraulic Motor	Displacement	cc/rev. cc/rev.	35.1	14.8
	Operating Pressure	kgf/cm ² rated	250	250
	Operating Pressure	kgf/cm ² max.	300	300
	Output Speed	rpm rated	1,150	2,500
	Output Speed	rpm max.	4,500	4,500
	Brake Torque	kg.m kg.m	6.6	6.6
Weight	kg kg	53	53	



DIMENSIONS

Model	TM06VN
A	273
B	246
C	288
D	82.5
E	75.2
F	220
G	180
H	225

Model	TM06VN
H	225
J	262
K	12-M14X2.0
L	9-M14X2.0
M	PF1/2
N	PF1/4
P	PF1/8
ton	4

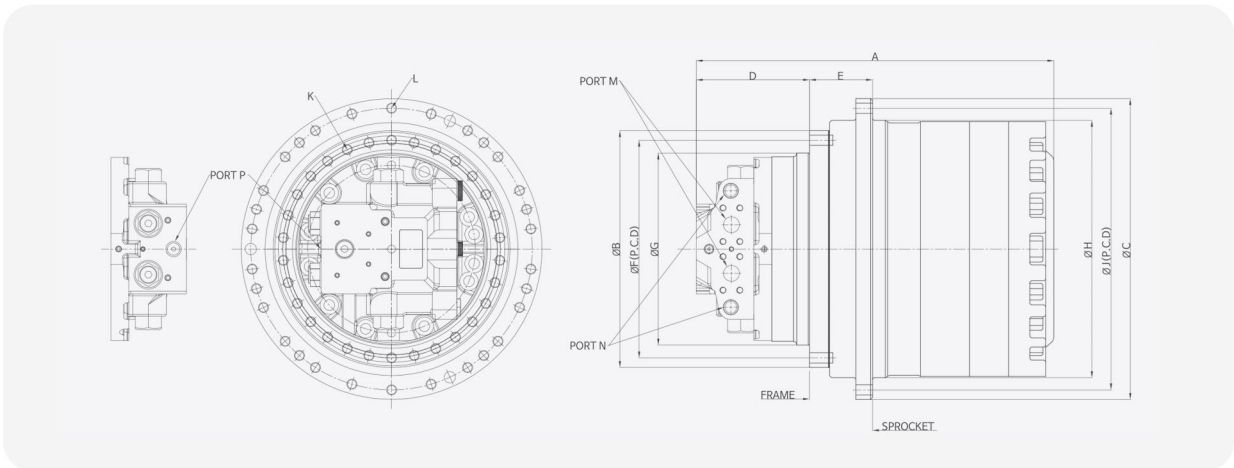
TRAVEL MOTOR

TM40VC



SPECIFICATION

Model	Unit			TM40VC	
				1SPEED	2SPEED
Reduction Gear	Gear ratio			48	48
	Output Torque	kg.m	rated	4,438	2,404
	Output Torque	kg.m	max.	4,651	4,651
	Output speed	rpm	rated	26.7	49.4
	Output speed	rpm	max.	50	50
Hydraulic Motor	Displacement	cc/rev.	cc/rev.	176	95.3
	Operating Pressure	kgf/cm ²	rated	330	330
	Operating Pressure	kgf/cm ²	max.	350	350
	Output Speed	rpm	rated	1,284	2,370
	Output Speed	rpm	max.	350	350
Brake Torque	kg.m	kg.m	49.3	49.3	
Weight	kg	kg	310	310	



DIMENSIONS

Model	TM40VC
A	547.5
B	370
C	470
D	178.5
E	98.5
F	340
G	300
H	225

Model	TM40VC
H	225
J	440
K	30-M16X2.0
L	30-M16X2.0
M	1" FLANGE
N	PF1/2
P	PF1/4
ton	22

TRAVEL MOTOR

22

TMV016



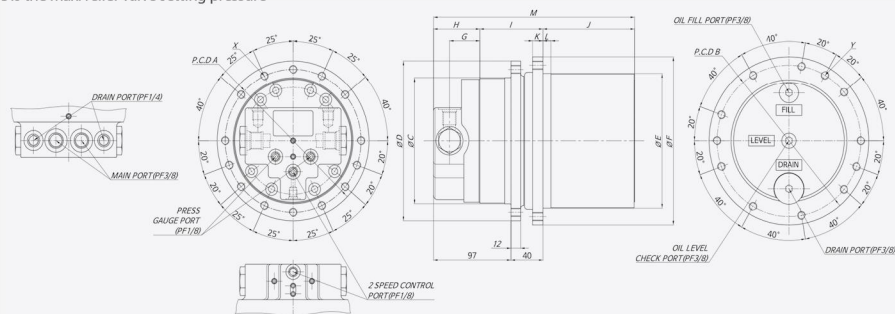
SPECIFICATION

Model		Unit	TMV016
Max.output torque[Reducer]	Low Speed	N.m	2,785
Max.output torque[Reducer]	High Speed	N.m	1,936
Motor displacement	Low Speed	cc/rev.	16
Motor displacement	High Speed	cc/rev.	11
Gear ratio			43
Max.speed[Motor]	Low Speed	rpm	2,134
Max.speed[Motor]	High Speed	rpm	3,070
Max.flow		L/min	35
Nomal pressure**		bar	250
Peak pressure		bar	280
Mechanical braketorque	Reducer	N.m	1,591
Mechanical braketorque	Motor	N.m	37
Automatic shift pressure		bar	180
Relief valve			X
Mass		kg	30
Typical vehicle application		ton	2

▲ - Option X - Not available

* Fixed displacement

** Nominal pressure is the max. relief valve setting pressure



DIMENSIONS

Model	TMV016	Model	TMV016
P,C,D,A	170	I	79
P,C,D,B	180	J	114.5
ØC	150	K	13
ØD	190	L	10
ØE	160	M	251.5
ØF	200	X	14-M10
G	38	Y	12-M10
H	58	MAIN PORT	2-PF3/8

MOTOR OUTPUT SHAFT

16(cc/rev) 16/11.4(cc/rev)		
Involute Spline		
Number of Teeth	12	
Module	1	
Pressure Angle	20°	
Pitch Diameter	Ø12	
Displacement	5.143	0.025
	5.143	-0.007
Over Pin(Ø3)	Ø10.067	0.07
	Ø10.067	0

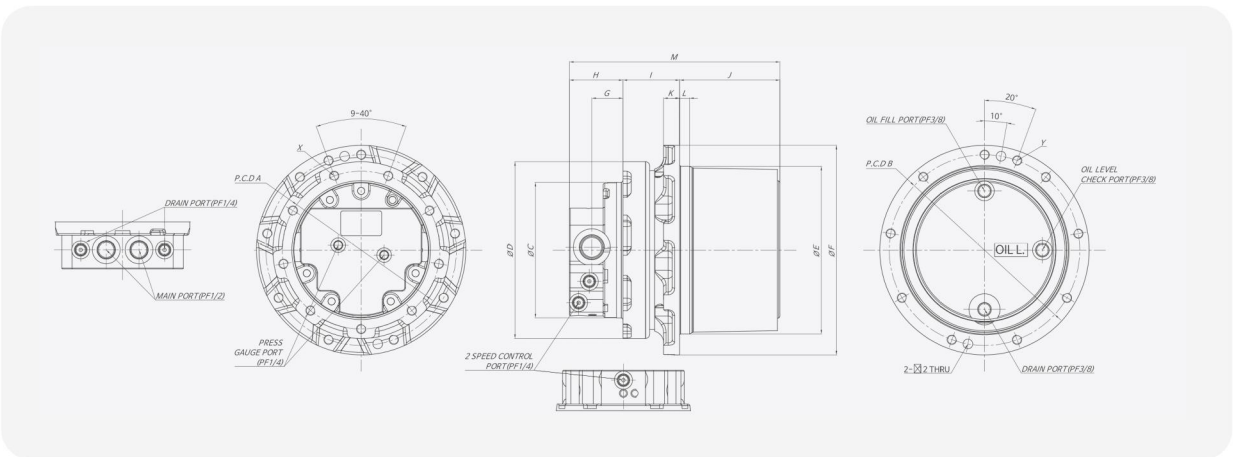
TRAVEL MOTOR

TMV16/21/23



SPECIFICATION

Model		Unit	TMV16	TMV21	TMV23
Max.output torque[Reducer]	Low Speed	N.m	3,018	3,696	4,724
Max.output torque[Reducer]	High Speed	N.m	1,915	1,969	2,955
Motor displacement	Low Speed	cc/rev.	16	21	24
Motor displacement	High Speed	cc/rev.	10.4	11.2	14.7
Gear ratio			53.7	53.7	53.7
Max.speed[Motor]	Low Speed	rpm	2,134	1,667	1,489
Max.speed[Motor]	High Speed	rpm	3,365	3,125	2,381
Max.flow		L/min	35	35	35
Nomal pressure**		bar	220	220	240
Peak pressure		bar	260	260	285
Mechanical braketorque	Reducer	N.m	2,631	2,637	2,631
Mechanical braketorque	Motor	N.m	49	49	49
Automatic shift pressure		bar	×	×	×
Relief valve			×	▲	▲
Mass		kg	38	38	38
Typical vehicle application		ton	3.5	3.5	3.5



DIMENSIONS

Model	TMV16	TMV21	TMV23
P,C,D,A	192	192	192
P,C,D,B	215	232	232
ØC	165	165	165
ØD	215	215	215
ØE	190	204	204
ØF	240	255	255
G	47.5	37	47.5
H	75.5	65	75.5

Model	TMV16	TMV21	TMV23
I	50	72	50
J	130.5	119	130.5
K	17	19.5	17
L	13	10	10
M	257.3	257.3	251.5
X	9-M12	9-M12	9-M12
Y	9-M12	9-M12	9-M12
MAIN PORT	2-PF1/2	2-PF1/2	2-PF1/2

SWING MOTOR

24

PC60-7/M2X150/M5X130

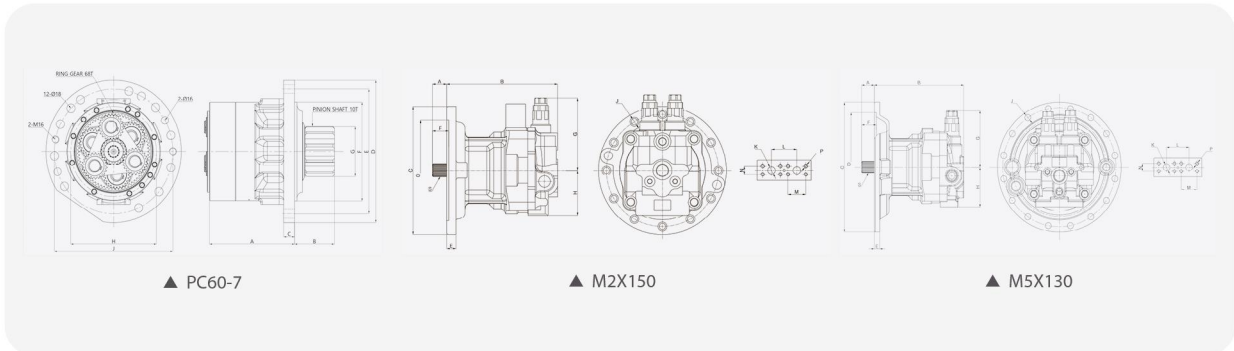


SPECIFICATION

Model	Unit	PC60-7
Motor displacement	cc/rev.	30
Max.output torque	N.m	2,118
Gear Ratio		20
Reducer Max. speed	rpm	60
Max.flow	l/min	36
Nomal pressure	bar	230
Peak pressure	bar	276
Brake Torque(Motor)	N.m	137
Time Delay Valve		0
Output Pinion	M/N	8/10
Application	ton	6

Model	Unit	M2X150	M5X130
output torque	kgf.m	82.7	67.8
Reducer Max. speed	rpm	1,600	1,500
Displacement	cc/rev	148.5	148.5
Brake Torque	kgf.m	71	63.5
Rated Pressure	kgf/cm ²	350	350
Weigh	kgf	66	52.5
Application	ton	21~25	21~25

* Above specifications are subject to change without prior notice for improvement in quality.



▲ PC60-7

▲ M2X150

▲ M5X130

DIMENSIONS

Model	PC60-7	M2X150	M5X130
A	187	22	38
B	87	303	270
C	24	Ø340	Ø374
D	Ø297	Ø330	Ø314
E	Ø260	25	16.5
F	Ø206	27.5	44
G	Ø103.6	168.5	162
H	Ø188	117	117
J	Ø260	12-Ø17	16-Ø18
K	-	2-Ø20	2-Ø20
L	-	68	68
M	-	47.6	47.6
N	-	22.2	22.2
P	-	M10*P1.5	M10*P1.5
S	-	M2.5, Z:16T	DP16/32, Z:21T

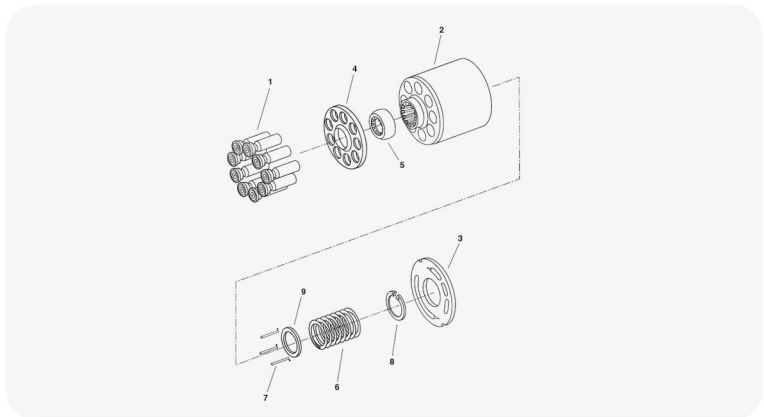
PUMP ROTARY PARTS

Bosch Rexroth I A10VO18/45/71/100/140

SPECIFICATION

No.	Parts Name & Description	QTY(pcs)
1	PISTON	9
2	BARREL	1
3	LENS PLATE L	1
3	LENS PLATE R	1
4	Retaining Plate	1
5	Retaining Ball	1
6	Spring	1
7	Pressure Pin	3
8	Retaining Ring	1
9	Disc-Retaing	1

* Above specifications are subject to change without prior notice for improvement in quality.

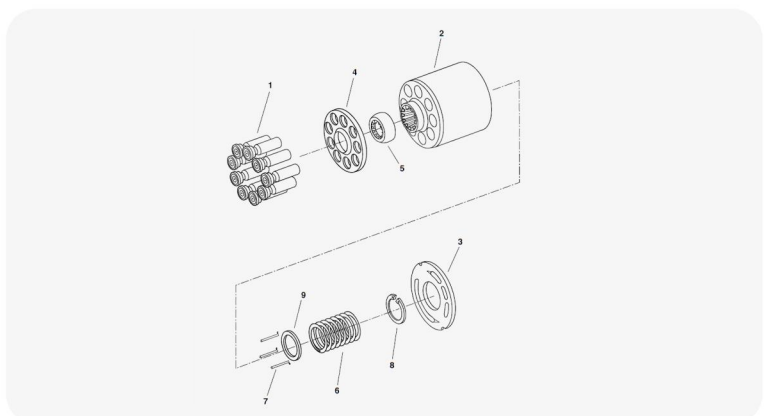



Bosch Rexroth I A10VO60/63

SPECIFICATION

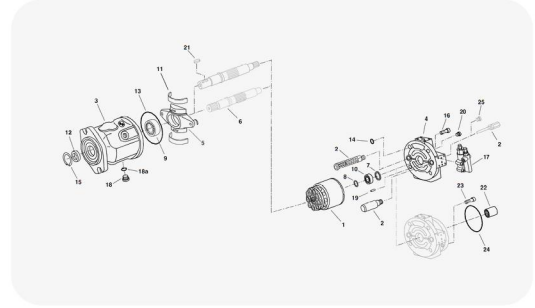
No.	Parts Name & Description	QTY(pcs)
1	Piston	9
2	Barrel	1
3	Lens Plate L	1
3	Lens Plate R	1
4	Retaining Plate	1
5	Retaining Ball	1
6	Coil Spring	1
7	Pressure Pin	3
8	Retaining Ring	1
9	Disc-Retaining Clip	2
10	Drive Shaft	1
11	Metal Bush	1
12	Oil Seal	1

* Above specifications are subject to change without prior notice for improvement in quality.



PUMP ROTARY PARTS

Bosch Rexroth I A10VO16/28



SPECIFICATION

No.	Parts Name & Description	QTY(pcs)	No.	Parts Name & Description	QTY(pcs)
1	Rotary Group Assembly L	1	10	Bearing-Tapered Roller	1
1	Rotary Group Assembly R	1	11	Cradle Bearing	2
2	Control-Piston Assembly	1	12	Shaft Seal (FPM)	1
2	Control-Piston Assembly (ASL BUNA)	1	13	O-Ring	1
2	Control-Piston Assembly (ASL FPM)	1	13	O-Ring	1
3	Pump Housing	1	14	O-Ring	4
4	Block-Port	1	14	O-Ring	4
4	Block-Port	1	15	Seeger V-Ring	1
4	Block-Port	1	16	Cap Screw	4
4	Block-Port	1	17	Control Valve Assembly (BUNA)	1
4	Block-Port	1	17	Control Valve Assembly (BUNA)	1
4	Block-Port	1	17	Control Valve Assembly (BUNA)	1
4	Block-Port	1	17	Control Valve Assembly (FPM)	1
4	Block-Port	1	17	Control Valve Assembly (FPM)	1
4	Block-Port	1	17	Control Valve Assembly (FPM)	1
5	Cradle Assembly	1	17	Control Valve Assembly (FPM)	1
5	Cradle Assembly	1	18	Plug (BUNA)	1
6	Shaft-Drive	1	18	Plug (FPM)	1
6	Shaft-Drive	1	18a	O-Ring	1
6	Shaft-Drive Keyed	1	18a	O-Ring	1
6	Shaft-Drive Keyed	1	19	Dowel Pin	1
7	Washer	1	20	Plug (BUNA)	1
8	Adjusting Disc	1	20	Plug (FPM)	1
8	Adjusting Disc	1	21	Key	1
8	Adjusting Disc	1	22	Coupling	1
8	Adjusting Disc	1	22	Coupling	1
8	Adjusting Disc	1	22	Coupling	1
8	Adjusting Disc	1	23	Cap Screw	2
8	Adjusting Disc	1	23	Cap Screw	2
8	Adjusting Disc	1	24	O-Ring	1
8	Adjusting Disc	1	24	O-Ring	1
8	Adjusting Disc	1	24	O-Ring	1
8	Adjusting Disc	1	24	O-Ring	1
8	Adjusting Disc	1	25	Plug (BUNA)	1
8	Adjusting Disc	1	25	Plug (FPM)	1
9	Bearing-Tapered Roller	1	-	-	-

* Above specifications are subject to change without prior notice for improvement in quality.

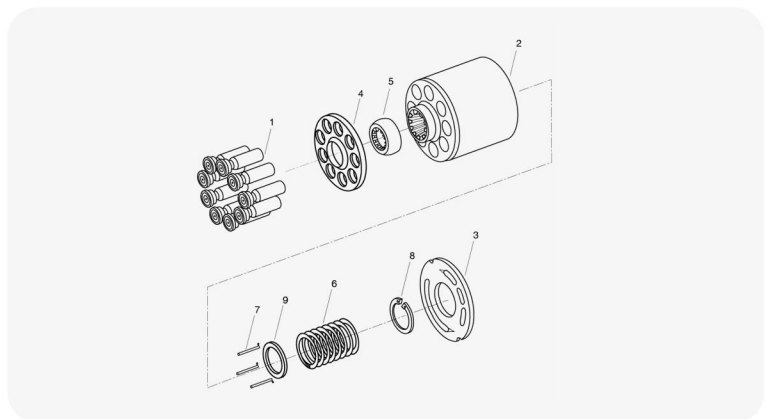


PUMP ROTARY PARTS

Bosch Rexroth I A10VSO CCW 18/28/45/71/100/140

SPECIFICATION

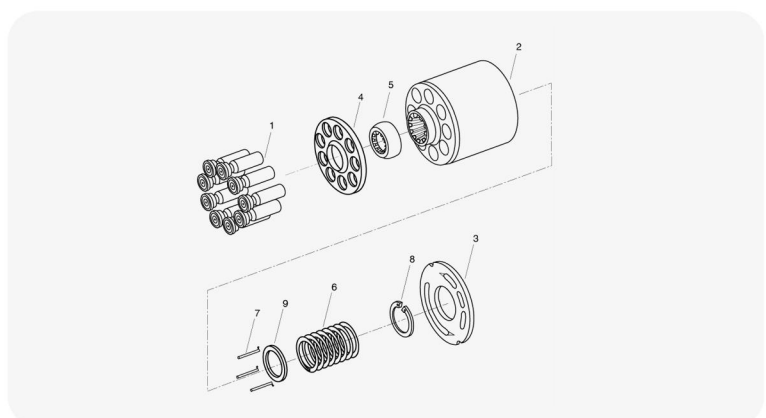
No.	Parts Name & Description	QTY(pcs)
1	PISTON	9
2	BARREL	1
3	LENS PLATE L	1
4	RETAINING PLATE	1
5	RETAINING BALL	1
6	CYLINDER BLOCK SPRING	1
7	PRESSURE PIN	3
8	RETAINING RING	1
9	DISC-RETAINING CLIP	1



Bosch Rexroth I A10VSO CW 18/28/45/71/100/140

SPECIFICATION

No.	Parts Name & Description	QTY(pcs)
1	PISTON	9
2	BARREL	1
3	LENS PLATE R	1
4	RETAINING PLATE	1
5	RETAINING BALL	1
6	CYLINDER BLOCK SPRING	1
7	PRESSURE PIN	3
8	RETAINING RING	1
9	DISC-RETAINING CLIP	1



* Above specifications are subject to change without prior notice for improvement in quality.



PUMP ROTARY PARTS

28

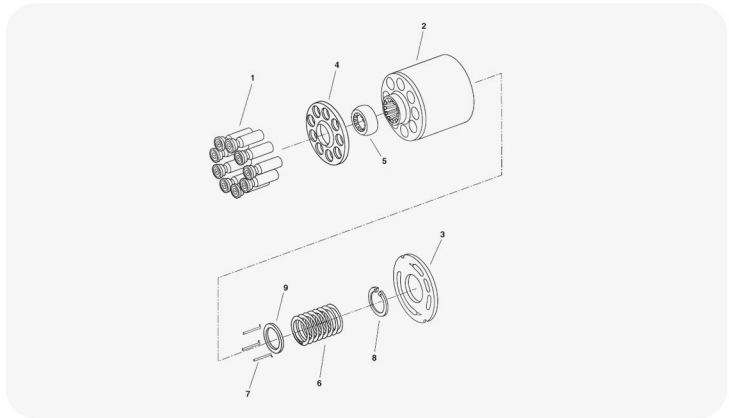
Bosch Rexroth I A10VO10/18/28/45/60/63/85

SPECIFICATION

No.	Parts Name & Description	QTY(pcs)
1	PISTON	9
2	BARREL	1
3	LENS PLATE L	1
3	LENS PLATE R	1
4	RETAINING PLATE	1
5	RETAINING BALL	1
6	CYLINDER BLOCK SPRING	1
7	PRESSURE PIN	3
8	RETAINING RING	1
9	DISC-RETAINING CLIP	2
10	DRIVE SHAFT	1
11	METAL BUSHING	1
12	OIL SEAL	1

* Axial Piston Pump Rotating group, Replacement parts and Repair kits.

* Above specifications are subject to change without prior notice for improvement in quality.



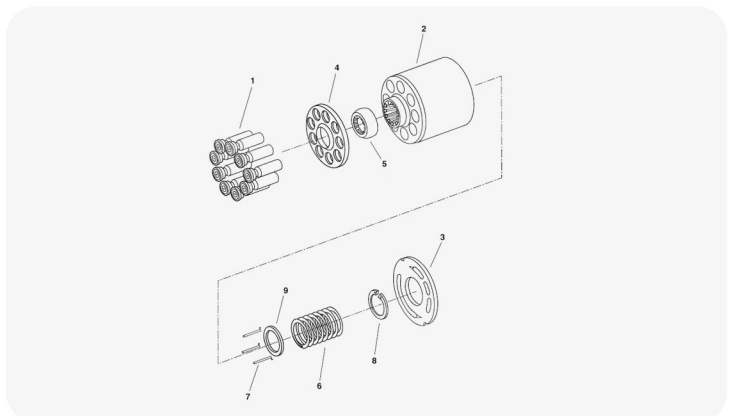
Bosch Rexroth I A10VSO10/18/28/45/60/63/85

SPECIFICATION

No.	Parts Name & Description	QTY(pcs)
1	PISTON	9
2	BARREL	1
3	LENS PLATE L	1
3	LENS PLATE R	1
4	RETAINING PLATE	1
5	RETAINING BALL	1
6	CYLINDER BLOCK SPRING	1
7	PRESSURE PIN	3
8	RETAINING RING	1
9	DISC-RETAINING CLIP	2
10	DRIVE SHAFT	1
11	METAL BUSHING	1
12	OIL SEAL	1

* Axial Piston Pump Rotating group, Replacement parts and Repair kits.

* Above specifications are subject to change without prior notice for improvement in quality.



PUMP ROTARY PARTS

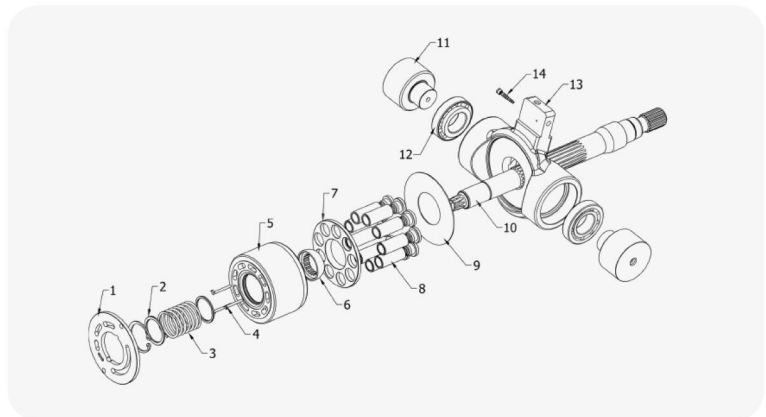
Bosch Rexroth I A10VD17/28/40/43/71

SPECIFICATION

No.	DESCRIPTION SPEC	QTY
1	VALVE PLATE L	0
1	VALVE PLATE R	1
2	SPACER	2
3	COIL SPRING	1
4	PRESS PIN	3
5	CYLINDER BLOCK	1
6	BALL GUIDE	1
7	RETAINER PLATE	1
8	PISTON & SHOE	9
9	SHOE PLATE	1
10	DRIVE SHAFT	1
11	AXLE SHAFT	2
12	BEARING	2
13	SWASH PLATE	1
14	COMPEN PISTON	1

* Piston Pump's Rotating group, Replacement parts and Repair kits.

* Above specifications are subject to change without prior notice for improvement in quality.



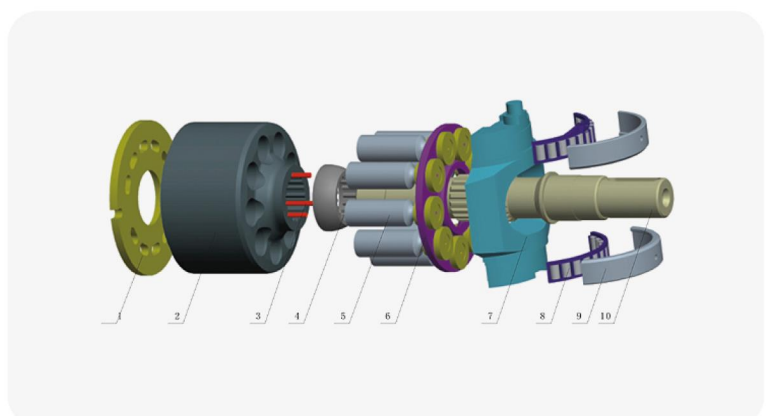

Bosch Rexroth I A10VG18/28/45/63

SPECIFICATION

No.	Parts Name & Description	QTY(pcs)
1	VALVE PLATE LH	1
1	VALVE PLATE RH	1
2	CYLINDER BLOCK	1
3	PRESSURE PIN	3
4	RETAINING BALL	1
5	PISTON	9
6	RETAINING PLATE	1
7	SWASH PLATE	1
8	CRADLE BEARING SET	1
9	BEARING RACE PAIR	1
10	DRIVE SHAFT	1

* Axial Piston Pump Rotating group, Replacement parts and Repair kits.

* Above specifications are subject to change without prior notice for improvement in quality.



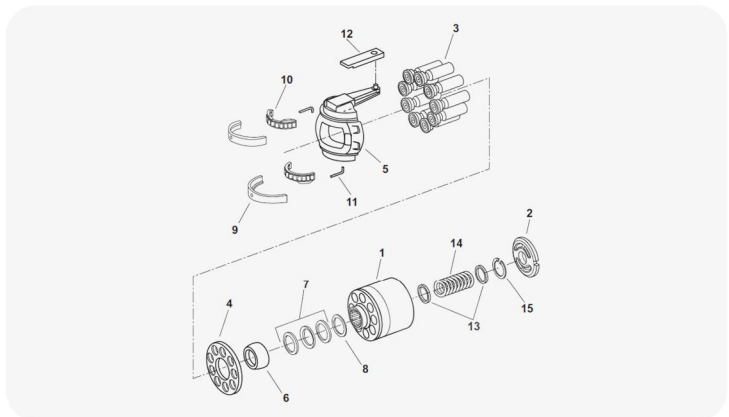
PUMP ROTARY PARTS

30

Bosch Rexroth I A4VG28/40/45/50/56/71/90/125/140/180...

SPECIFICATION

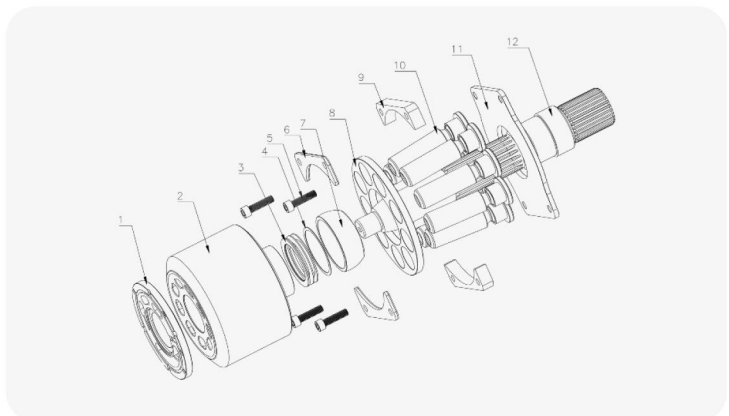
No.	DESCRIPTION SPEC	Q'TY
1	BARREL	1
2	LENS PLATE L	1
2	LENS PLATE R	1
3	PISTON	9
4	RETAINING PLATE	1
5	SWASH PLATE	1
6	RETAINING BALL	1
7	CUP SPRING STACK	1
8	PRELOAD SHIM	1
8	PRELOAD SHIM	0
8	PRELOAD SHIM	0
8	PRELOAD SHIM	0
9	BEARING RACE PAIR	1
10	CRADLE BEARING SET	1
11	WIRE	2
12	SLIDE RING	1
13	SHIM	2
14	COIL SPRING	1
15	RETAINING RING	1



Bosch Rexroth I A4VSO40/45/50/56/71/125/180/250/355...

SPECIFICATION

No.	DESCRIPTION SPEC	Q'TY
1	VALVE PLATE LH	1
1	VALVE PLATE RH	1
2	CYLINDER BLOCK	1
3	DISK SPRING	4
4	SHIM	1
5	BOLT	4
6	FIX PLATE	2
7	BALL GUIDE	1
8	RETAINING PLATE	1
9	SPACER	2
10	PISTON	9
11	THRUST PLATE	1
12	DRIVE SHAFT	1
-	SWASH PLATE	1



* Axial Piston Pump Rotating group, Replacement parts and Repair kits.

* Above specifications are subject to change without prior notice for improvement in quality.

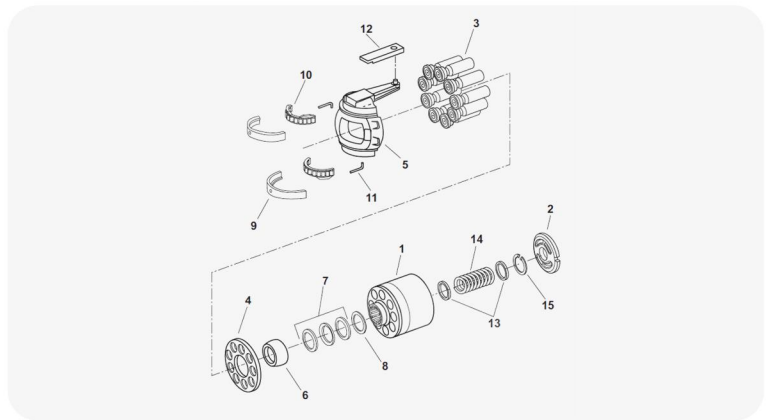


PUMP ROTARY PARTS

Bosch Rexroth I A4VTG71/90

SPECIFICATION

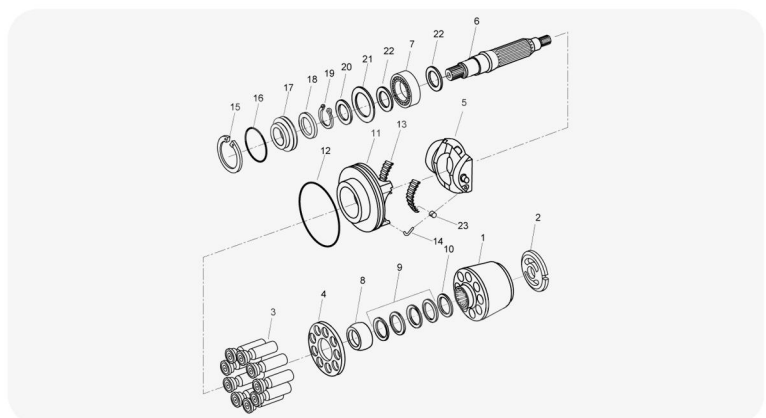
No.	DESCRIPTION SPEC	QTY
1	BARREL	1
2	LENS PLATE L	1
2	LENS PLATE R	1
3	PISTON	9
4	RETAINING PLATE	1
5	SWASH PLATE	1
6	RETAINING BALL	1
7	CUP SPRING STACK	1
8	PRELOAD SHIM	1
8	PRELOAD SHIM	0
8	PRELOAD SHIM	0
8	PRELOAD SHIM	0
9	BEARING RACE PAIR	1
10	CRADLE BEARING SET	1
11	WIRE	2
12	SLIDE RING	1
13	SHIM	2
14	COIL SPRING	1
15	RETAINING RING	1



Bosch Rexroth I A4V40/56/71/90/125/180/250/355/500

SPECIFICATION

No.	Parts Name & Description	QTY(pcs)
1	BRRAEL	1
2	CONTROL LENS CCW	1
2	CONTROL LENS CW	1
3	PISTON	9
4	RETAINGING PLATE	1
5	SWASH PLATE ASSY	1
6	DRIVE SHAFT SAE	1
7	ROLLER BEARING	1
8	RETAINING BALL	1
9	BELLEVILLE WASHER	4
10	PRELOAD SHIM	1
10	PRELOAD SHIM	0
10	PRELOAD SHIM	0
10	PRELOAD SHIM	0
11	BEARING FLANGE	1
12	O-RING	1
13	CAGE BEARING SET	1
14	WIRE	2
15	SNAP RING	1
16	O-RING	1
17	FRONT COVER	1
18	SHAFT SEAL	1
19	SNAP RING	2
20	SHIM	1
21	SHIM	1
22	SUPPORTING DISK	2
23	BEARING RETAINER BUSHING	2
-	ROTARY GROUP	1



PUMP ROTARY PARTS

32

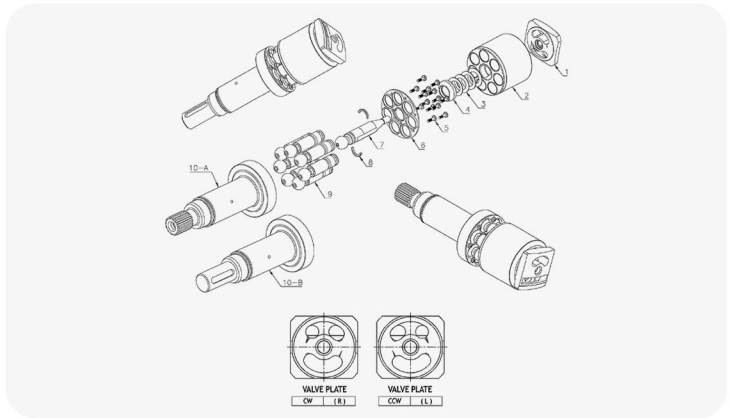
Bosch Rexroth I A7V55/80/107/160/200/225/250/355/500

SPECIFICATION

No.	DESCRIPTION SPEC	Q'TY
1	VALVE PLATE L	1
1	VALVE PLATE R	1
2	CYLINDER BLOCK	1
3	DISK SPRING	4
4	DISK SPRING HOLDER	1
5	SOCKET BOLT	14
6	RETAINER PLATE	1
7	CENTER PIN	1
8	SPACER	2
9	PISTON	7
10-A	DRIVE SHAFT SPLINE	1
10-B	DRIVE SHAFT KEYED	1
-	SEAL KITS	1

* Piston Pump's Rotating group, Replacement parts and Repair kits.

* Above specifications are subject to change without prior notice for improvement in quality.

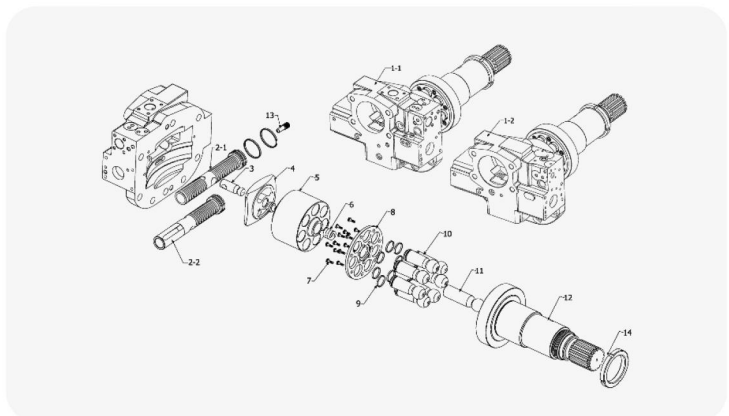


Bosch Rexroth I A7V028/55/80/107/160/200/355/500/1000...

SPECIFICATION

No.	Parts Name & Description	QTY(pcs)
1-1	HEAD COVER LR	1
1-2	HEAD COVER EL	1
2-1	SERVO PISTON LR	1
2-2	SERVO PISTON EL	1
3	SERVO PISTON PIN	1
4	VALVE PLATE L	1
4	VALVE PLATE R	1
5	CYLINDER BLOCK	1
6	COIL SPRING	1
7	SOCKET BOLT	14
8	RETAINER PLATE	1
9	RING OF PISTON	7
10	PISTON	7
11	CENTER PIN	1
12	DRIVE SHAFT	1
13	SERVO PISTON GUIDE PIN	1
14	LOCK NUT	2

* Above specifications are subject to change without prior notice for improvement in quality.



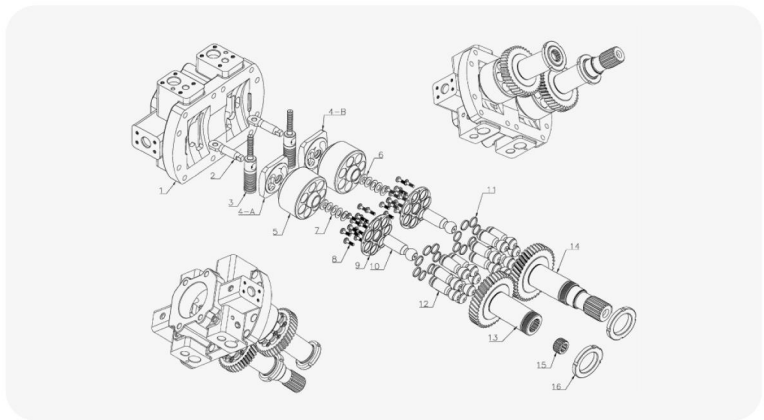
PUMP ROTARY PARTS

Bosch Rexroth I A8V55/80/86/107/160/172/250/355/500...

SPECIFICATION

No.	Parts Name & Description	QTY(pcs)
1	HEAD COVER	1
2	SERVO PISTON PIN	2
3	SERVO PISTON	2
4-A	VALVE PLATE L	1
4-B	VALVE PLATE R	1
5	CYLINDER BLOCK	2
6	DISK SPRING HOLDER	2
7	DISK SPRING	8
8	SOCKET BOLT	28
9	RETAINER PLATE	2
10	CENTER PIN	2
11	RING OF PISTON	14
12	PISTON	14
13	DRIVE SHAFT L	1
14	DRIVE SHAFT R	1
15	COUPLING	1
16	LOCK NUT	2

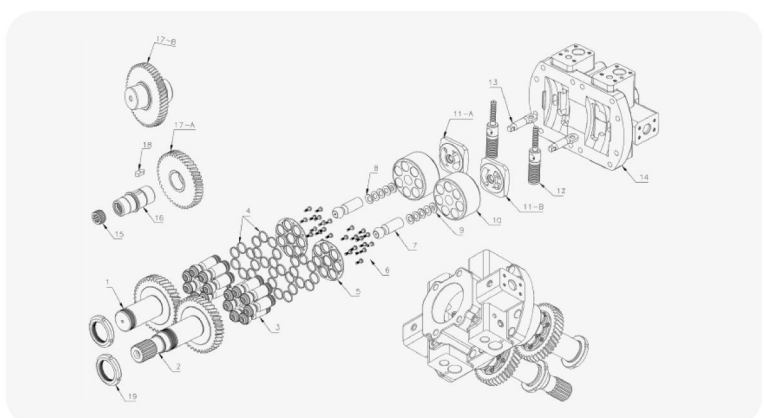
* Above specifications are subject to change without prior notice for improvement in quality.



Bosch Rexroth I A8VO55/80/107/140/160/172/200/355/500...

SPECIFICATION

No.	Parts Name & Description	QTY(pcs)
1	DRIVE SHAFT L	1
2	DRIVE SHAFT R	1
3	PISTON	14
4	RING OF PISTON	28
5	RETAINER PLATE	2
6	SOCKET BOLT	28
7	CENTER PIN	2
8	DISK SPRING	8
9	DISK SPRING HOLDER	2
10	CYLINDER BLOCK	2
11-A	VALVE PLATE L	1
11-B	VALVE PLATE R	1
12	SERVO PISTON	2
13	SERVO PISTON PIN	2
14	HEAD COVER	1
15	COUPLING	1
16	SHAFT OF IDLER GEAR	1
17-A	IDLER GEAR	1
17-B	IDLER GEAR	1
18	KEY	1
19	LOCK NUT	2



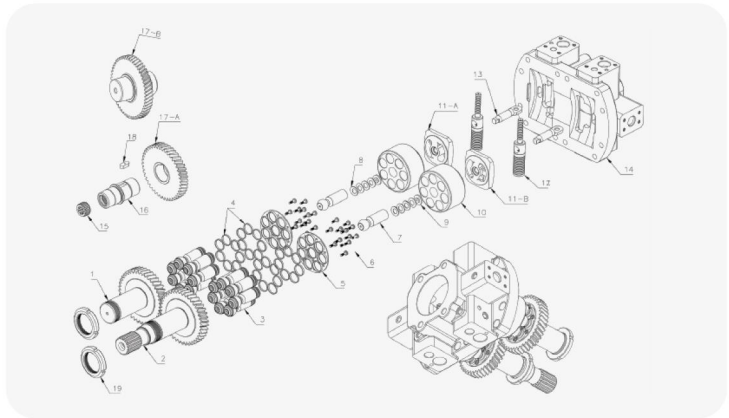
PUMP ROTARY PARTS

34

Bosch Rexroth I A8VTO55/107/115/140/172/200/355/500...

SPECIFICATION

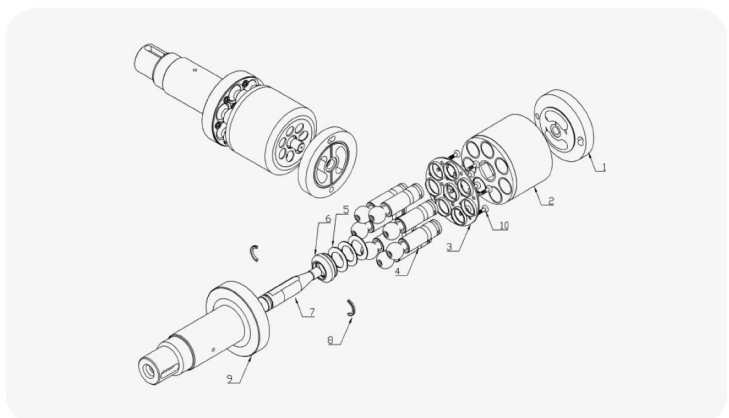

No.	Parts Name & Description	QTY(pcs)
1	DRIVE SHAFT L	1
2	DRIVE SHAFT R	1
3	PISTON	14
4	RING OF PISTON	28
5	RETAINER PLATE	2
6	SOCKET BOLT	28
7	CENTER PIN	2
8	O DISK SPRING	8
9	DISK SPRING HOLDER	2
10	CYLINDER BLOCK	2
11-A	VALVE PLATE L	1
11-B	VALVE PLATE R	1
12	SERVO PISTON	2
13	SERVO PISTON PIN	2
14	HEAV COVER	1
15	COUPLING	1
16	SHAFT OF IDLER GEAR	1
17-A	IDLER GEAR	1
17-B	IDLER GEAR	1
18	KEY	1
19	LOCK NUT	2



Bosch Rexroth I A2F10/56/107/180/225/500...

SPECIFICATION

No.	Parts Name & Description	QTY(pcs)
1	VALVE PLATE	1
2	CYLINDER BLOCK	1
3	RETAINER PLATE	1
4	PISTON	7
5	DISK SPRING	4
6	DISK SPRING HOLDER	1
7	CENTER PIN	1
8	SPACER	2
9	DRIVE SHAFT	1
10	SOCKET BOLT	14



* Above specifications are subject to change without prior notice for improvement in quality.



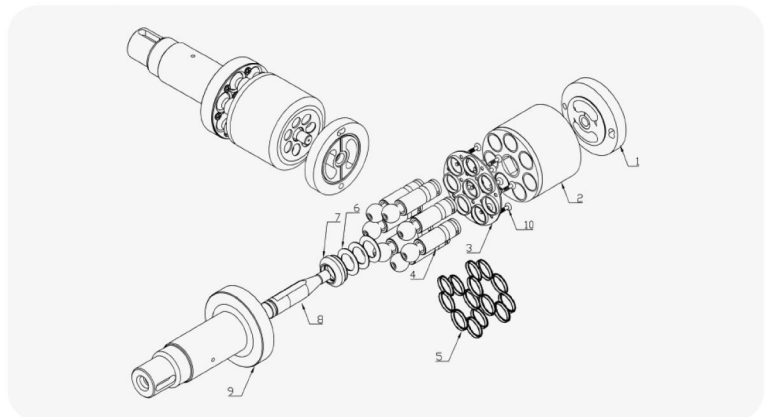
PUMP ROTARY PARTS

Bosch Rexroth I A2FO10/45/90/125/180/200/355/500/1000...

SPECIFICATION

No.	Parts Name & Description	QTY(pcs)
1	VALVE PLATE LH	1
1	VALVE PLATE RH	1
2	CYLINDER BLOCK	1
3	RETAINER PLATE	1
4	PISTON	7
5	RING OF PISTON	14
6	DISK SPRING	4
7	DISK SPRING HOLDER	1
8	CENTER PIN	1
9	DRIVE SHAFT KEYED	1
9	DRIVE SHAFT SPLINE	1
10	SOCKET BOLT	14

* Above specifications are subject to change without prior notice for improvement in quality.

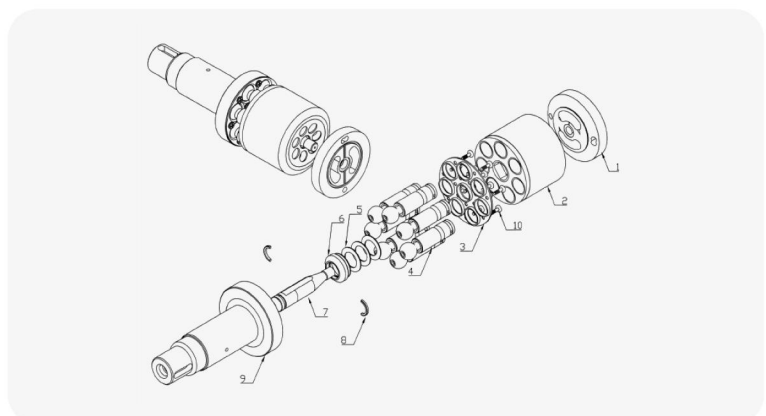



Bosch Rexroth I A2VK12/28/55/80/107

SPECIFICATION

No.	Parts Name & Description	QTY(pcs)
1	VALVE PLATE LH	1
1	VALVE PLATE RH	1
2	CYLINDER BLOCK	1
3	RETAINING PLATE	1
4	PISTON	7
5	DISK SPRING	4
6	DISK SPRING HOLDER	1
7	CENTER PIN	1
8	SPACER	2
9	DRIVE SHAFT	1
10	SOCKET BOLT	1
11	BEARING	1
12	SHAFT SEAL	1

* Above specifications are subject to change without prior notice for improvement in quality.



PUMP ROTARY PARTS

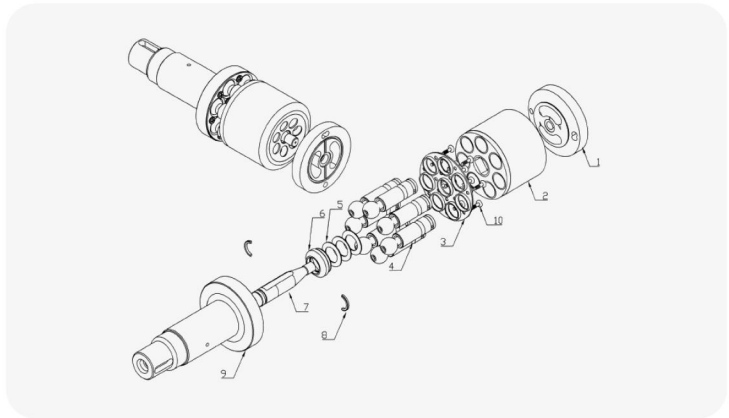

36

Bosch Rexroth I A2V10/55/80/107/225/468/500/915...

SPECIFICATION

No.	Parts Name & Description	QTY(pcs)
1	VALVE PLATE	1
2	CYLINDER BLOCK	1
3	RETAINER PLATE	1
4	PISTON	7
5	DISK SPRING	4
6	DISK SPRING HOLDER	1
7	CENTER PIN	1
8	SPACER	2
9	DRIVE SHAFT	1
10	SOCKET BOLT	14

* Above specifications are subject to change without prior notice for improvement in quality.

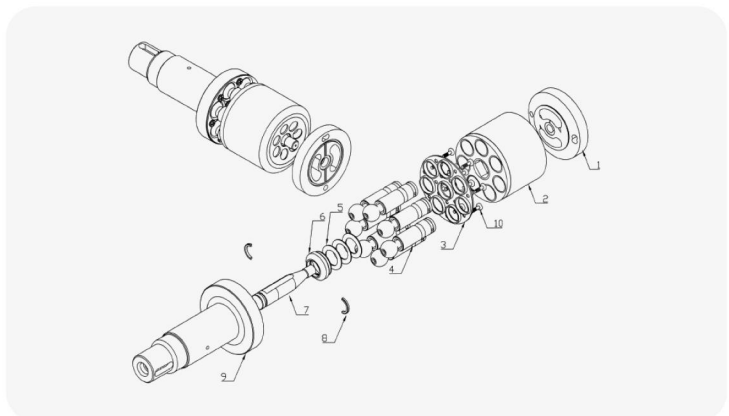



Bosch Rexroth I A3V12/55/80/107/160/225/468

SPECIFICATION

No.	Parts Name & Description	QTY(pcs)
1	VALVE PLATE	1
2	CYLINDER BLOCK	1
3	RETAINING PLATE	1
4	PISTON	7
5	DISK SPRING	4
6	DISK SPRING HOLDER	1
7	CENTER PIN	1
8	SPACER	2
9	DRIVE SHAFT	1
10	SOCKET BOLT	14

* Above specifications are subject to change without prior notice for improvement in quality.




PUMP ROTARY PARTS

Bosch Rexroth I A11VO35/60/95/130/190/200/260/355/500...

SPECIFICATION

No.	Parts Name & Description	QTY(pcs)
1	DRIVE SHAFT	1
2	SWASH PLATE	1
3	PISTON	9
4	RETAINING PLATE	1
5	RETAINING BALL	1
6	CUP-SPRING STACK	20
7	RETAINING SEGMENT	2
8	SHIM	2
9	CYLINDER BLOCK	1
10	VALVE PLATE LH	1
10	VALVE PLATE RH	1
11	PUSH ROD	2
-	CRADLE BEARING ASSEMBLY SET	1
-	BEARING LINER PAIR	1
-	BIG BEARING	1
-	SMALL BEARING	1
-	SEAL KITS	1

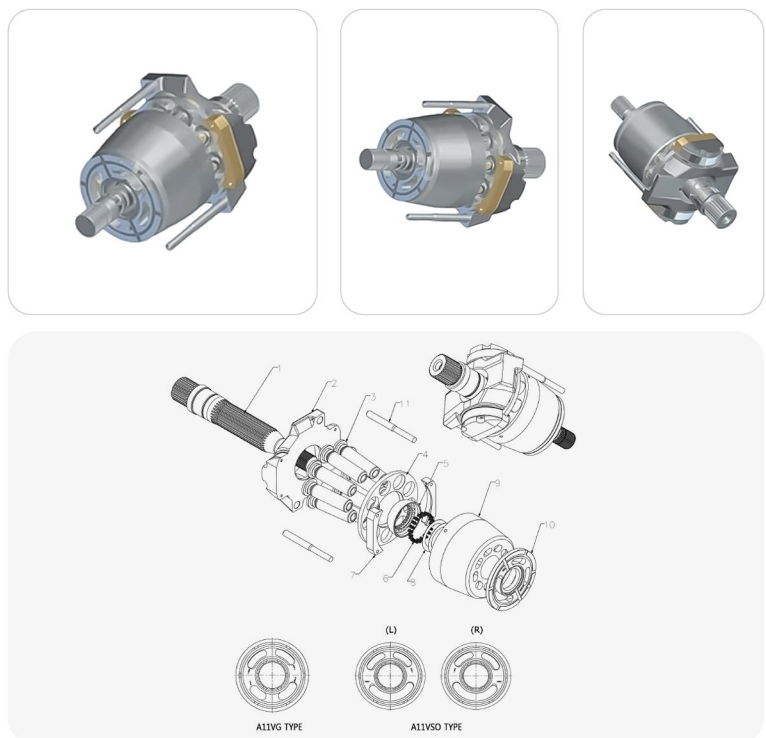
* Above specifications are subject to change without prior notice for improvement in quality.



Bosch Rexroth I A11VO75

SPECIFICATION

No.	Parts Name & Description	QTY(pcs)
1	DRIVE SHAFT	1
2	SWASH PLATE	1
3	PISTON	9
4	RETAINING PLATE	1
5	RETAINING BALL	1
6	CUP-SPRING STACK	20
7	RETAINING SEGMENT	2
8	SHIM	1
8	SHIM	1
8	SHIM	1
8	SHIM	1
8	SHIM	1
9	CYLINDER BLOCK	1
10	VALVE PLATE LH	1
10	VALVE PLATE RH	1
11	PUSH ROD	2
-	CRADLE BEARING ASSEMBLY SET	1
-	BEARING LINER PAIR	1
-	BIG BEARING	1
-	SMALL BEARING	1
-	SEAL KITS	1
-	ROTARY GROUP RH ROTAT	1



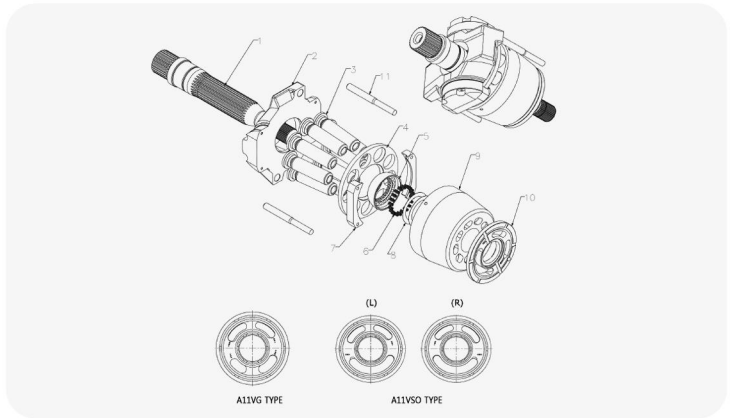

PUMP ROTARY PARTS

38

Bosch Rexroth I A11VLO130/145/190/250/260

SPECIFICATION

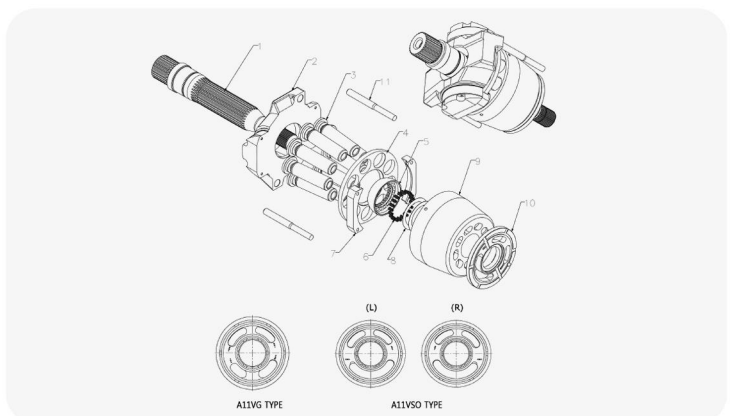

No.	Parts Name & Description	QTY(pcs)
1	DRIVE SHAFT	1
2	SWASH PLATE	1
3	PISTON	9
4	RETAINING PLATE	1
5	RETAINING BALL	1
6	CUP-SPRING STACK	20
7	RETAINING SEGMENT	2
8	SHIM	1
8	SHIM	1
8	SHIM	1
8	SHIM	1
8	SHIM	1
9	CYLINDER BLOCK	1
10	VALVE PLATE LH	1
10	VALVE PLATE RH	1
11	PUSH ROD	2
-	CRADLE BEARING ASSY SET	1
-	BEARING LINER PAIR	1
-	BIG BEARING	1
-	SMALL BEARING	1
-	SEAL KITS	1
-	ROTARY GROUP(RH ROTAT)	1



Bosch Rexroth I A11VG50

SPECIFICATION

No.	Parts Name & Description	QTY(pcs)
1	DRIVE SHAFT	1
2	SWASH PLATE	1
3	PISTON	9
4	RETAINING PLATE	1
5	RETAINING BALL	1
6	CUP-SPRING STACK	20
7	RETAINING SEGMENT	2
8	SHIM	2
9	CYLINDER BLOCK	1
10	VALVE PLATE LH	1
10	VALVE PLATE RH	1
11	PUSH ROD	2
-	CRADLE BEARING ASSEMBLY SET	1
-	BEARING LINER PAIR	1
-	BIG BEARING	1
-	SMALL BEARING	1
-	SEAL KITS	1



* Above specifications are subject to change without prior notice for improvement in quality.

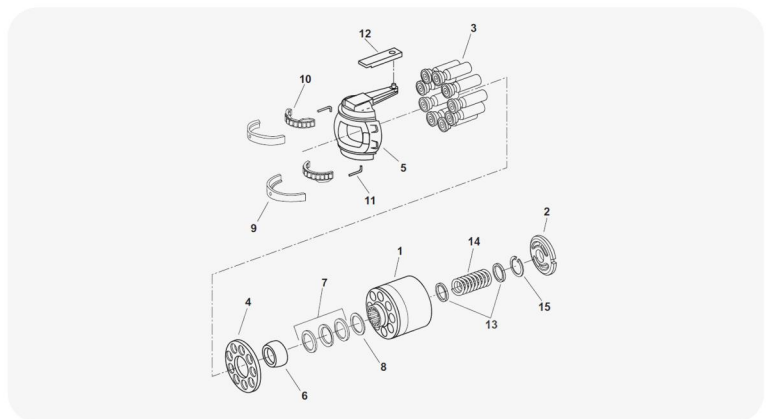


PUMP ROTARY PARTS

Bosch Rexroth I A4FO28

SPECIFICATION

No.	Parts Name & Description	QTY(pcs)
1	BARREL	1
2	LENS PLATE L	1
2	LENS PLATE R	1
3	PISTON	9
4	RETAINING PLATE	1
5	SWASH PLATE	1
6	RETAINING BALL	1
7	CUP SPRING STACK	1
8	PRELOAD SHIM	1
8	PRELOAD SHIM	0
8	PRELOAD SHIM	0
8	PRELOAD SHIM	0
9	BEARING RACE PAIR	1
10	CRADLE BEARING SET	1
11	WIRE	2
12	SLIDE RING	1
13	SHIM	2
14	COIL SPRING	1
15	RETAINING RING	1



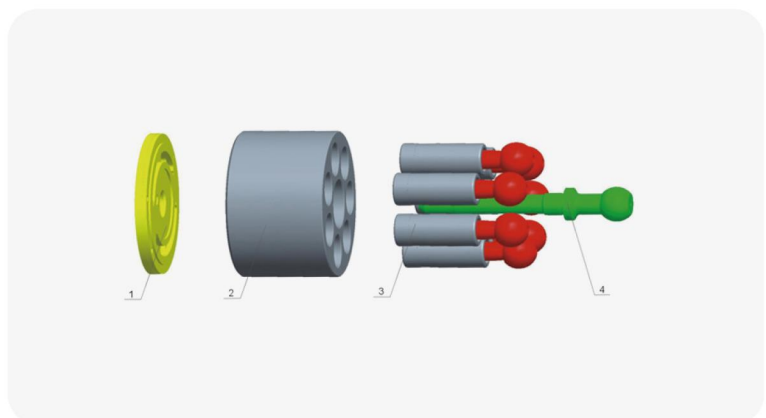

Bosch Rexroth I 125ET

SPECIFICATION

No.	Parts Name & Description	QTY(pcs)
1	VALVE PLATE	1
1	CYLINDER BLOCK	1
2	PISTON	7
3	CENTER PIN	1

* Axial Piston Pump Rotating group, Replacement parts and Repair kits.

* Above specifications are subject to change without prior notice for improvement in quality.



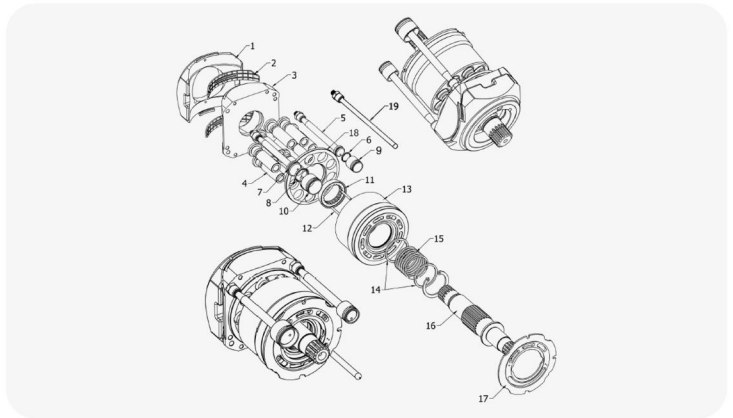
PUMP ROTARY PARTS

40

Linde Hydraulics I HPR90/100/105-02

SPECIFICATION

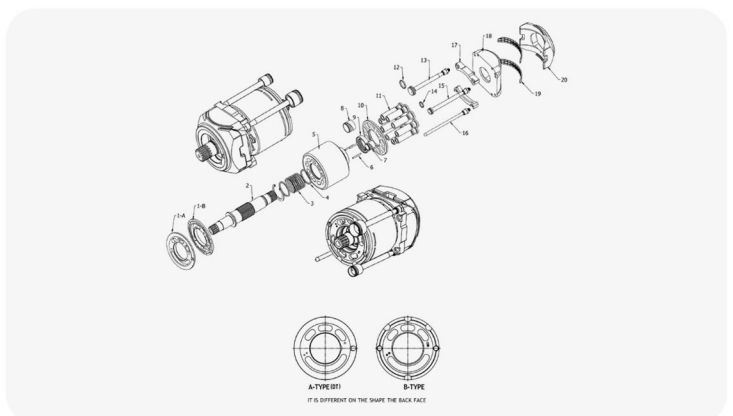
No.	Parts Name & Description	QTY(pcs)
1	SUPPORT L	0
1	SUPPORT R	1
2	BEARING OF SUPPORT L	0
2	BEARING OF SUPPORT R	2
3	SWASH PLATE	1
4	PISTON	9
5	SERVO PISTON SMALL	1
6	RING SMALL	1
7	SERVO PISTON	1
8	RING BIG	1
9	BUSHING SMALL	1
10	BUSHING BIG	1
11	BALL GUIDE	1
12	PRESS PIN	3
13	CYLINDER BLOCK	1
14	SPACER	2
15	COIL SPRING	1
16	DRIVE SHAFT	1
17	VALVE PLATE L	0
18	VALVE PLATE R	1
18	RETAINER PLATE	1
19	PUSH ROD	1



Linde Hydraulics I HPR130/160

SPECIFICATION

No.	Parts Name & Description	QTY(pcs)
1-A	VALVE PLATE LH (A-TYPE)	0
1-A	VALVE PLATE RH (A-TYPE)	1
1-B	VALVE PLATE LH (B-TYPE)	0
1-B	VALVE PLATE RH (B-TYPE)	0
2	DRIVE SHAFT	1
3	COIL SPRING	1
4	SPACER	2
5	CYLINDER BLOCK	1
6	PRESS PIN	3
7	BUSHING SMALL	1
8	BUSHING BIG	1
9	BALL GUIDE	1
10	RETAINER PLATE	1
11	PISTON	9
12	RING BIG	1
13	SERVO PISTON BIG	1
14	RING SMALL	1
15	SERVO PISTON SMALL	1
16	PUSH ROD	1
17	FIX PLATE	2
18	SWASH PLATE	1
19	BEARING OF SUPPORT LH	0
19	BEARING OF SUPPORT RH	2
20	SUPPORT LH	0
20	SUPPORT RH	1

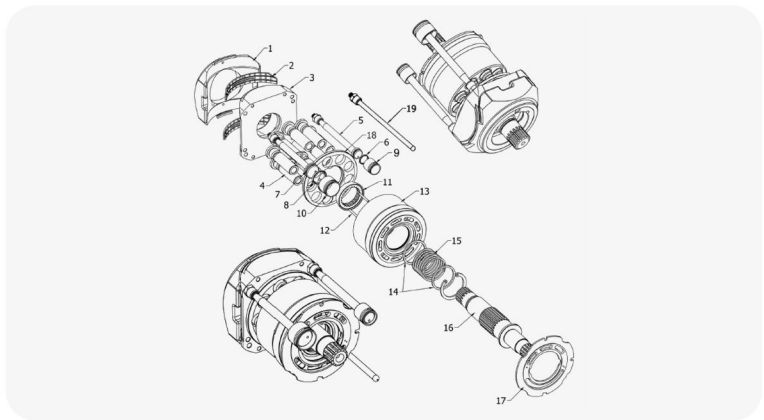


PUMP ROTARY PARTS

Linde Hydraulics I HPR100D

SPECIFICATION

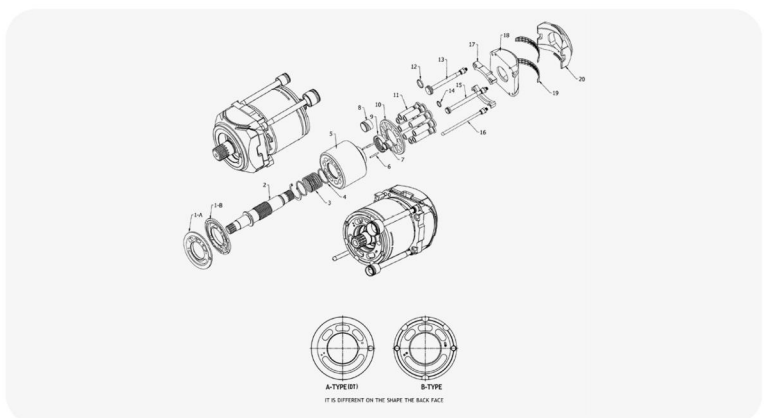
No.	Parts Name & Description	QTY(pcs)
1	SUPPORT L	1
1	SUPPORT R	1
2	BEARING OF SUPPORT L	2
2	BEARING OF SUPPORT R	2
3	SWASH PLATE	2
4	PISTON	18
5	SERVO PISTON SMALL	2
6	RING SMALL	2
7	SERVO PISTON	2
8	RING BIG	2
9	BUSHING SMALL	2
10	BUSHING BIG	2
11	BALL GUIDE	2
12	PRESS PIN	6
13	CYLINDER BLOCK	2
14	SPACER	4
15	COIL SPRING	2
16	DRIVE SHAFT FRONT	1
16	DRIVE SHAFT REAR	1
17	VALVE PLATE L	1
17	VALVE PLATE R	1
18	RETAINER PLATE	2
19	PUSH ROD	2



Linde Hydraulics I HPR130D

SPECIFICATION

No.	Parts Name & Description	QTY(pcs)
1-A	VALVE PLATE LH (A-TYPE)	1
1-A	VALVE PLATE RH (A-TYPE)	1
1-B	VALVE PLATE LH (B-TYPE)	0
1-B	VALVE PLATE RH (B-TYPE)	0
2	DRIVE SHAFT FRONT	1
2	DRIVE SHAFT REAR	1
3	COIL SPRING	2
4	SPACER	4
5	CYLINDER BLOCK	2
6	PRESS PIN	6
7	BUSHING SMALL	2
8	BUSHING BIG	2
9	BALL GUIDE	2
10	RETAINER PLATE	2
11	PISTON	18
12	RING BIG	2
13	SERVO PISTON BIG	2
14	RING SMALL	2
15	SERVO PISTON SMALL	2
16	PUSH ROD	2
17	FIX PLATE	4
18	SWASH PLATE	2
19	BEARING OF SUPPORT LH	2
19	BEARING OF SUPPORT RH	2
20	SUPPORT LH	1
20	SUPPORT RH	1



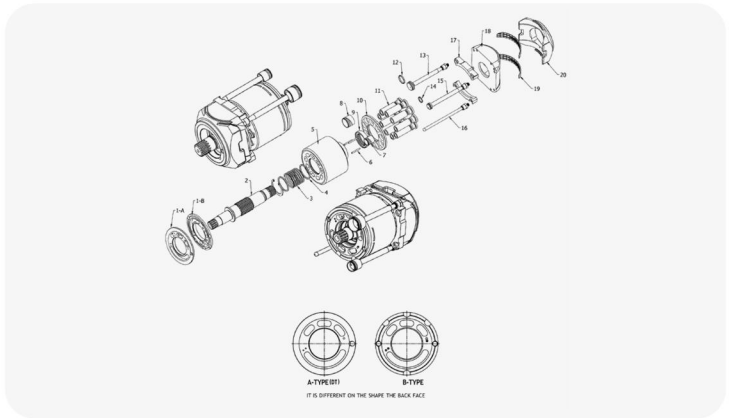
PUMP ROTARY PARTS

42

Linde Hydraulics I HPR160D

SPECIFICATION

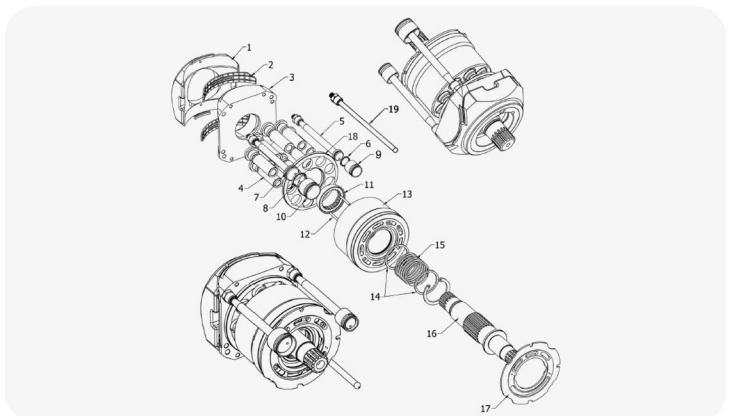
No.	Parts Name & Description	QTY(pcs)
1-A	VALVE PLATE LH (A-TYPE)	1
1-A	VALVE PLATE RH (A-TYPE)	1
1-B	VALVE PLATE LH (B-TYPE)	0
1-B	VALVE PLATE RH (B-TYPE)	0
2	DRIVE SHAFT FRONT & REAR	2
3	COIL SPRING	2
4	SPACER	4
5	CYLINDER BLOCK	2
6	PRESS PIN	6
7	BUSHING SMALL	2
8	BUSHING BIG	2
9	BALL GUIDE	2
10	RETAINER PLATE	2
11	PISTON	18
12	RING BIG	2
13	SERVO PISTON BIG	2
14	RING SMALL	2
15	SERVO PISTON SMALL	2
16	PUSH ROD	2
17	FIX PLATE	4
18	SWASH PLATE	2
19	BEARING OF SUPPORT LH	2
19	BEARING OF SUPPORT RH	2
20	SUPPORT LH	1
20	SUPPORT RH	1



Linde Hydraulics I HPR75

SPECIFICATION

No.	Parts Name & Description	QTY(pcs)
1	SUPPORT L	0
1	SUPPORT R	1
2	BEARING OF SUPPORT L	0
2	BEARING OF SUPPORT R	2
3	SWASH PLATE	1
4	PISTON BIG	11
4	PISTON SMALL	9
5	SERVO PISTON SMALL	1
6	RING SMALL	1
7	SERVO PISTON	1
8	RING BIG	1
9	BUSHING SMALL	1
10	BUSHING BIG	1
11	BALL GUIDE	3
12	PRESS PIN	1
13	CYLINDER BLOCK	2
14	SPACER	1
15	COIL SPRING	1
16	DRIVE SHAFT	1
17	VALVE PLATE L	0
17	VALVE PLATE R	1
18	RETAINER PLATE BIG	1
18	RETAINER PLATE SMALL	1
19	PUSH ROD	1



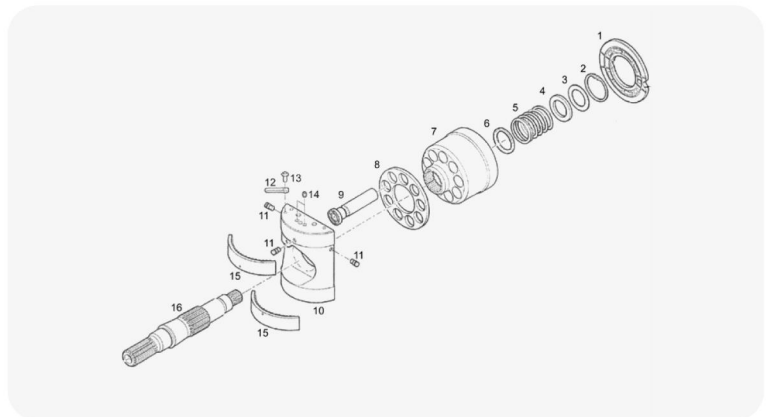
PUMP ROTARY PARTS

Linde Hydraulics I BPV35/50/70/100/130/200

SPECIFICATION

No.	Parts Name & Description	QTY(pcs)
1	VALVE PLATE LH	1
1	VALVE PLATE RH	1
2	RETAINING RING	1
3	SPACER	1
4	WASHER	1
5	COIL SPRING	1
6	SPACER	1
7	CYLINDER BLOCK	1
8	RETAINER PLATE	1
9	PISTON	9
10	SWASH PLATE	1
15	SLIDING BEARING	2
16	DRIVE SHAFT	1

* Above specifications are subject to change without prior notice for improvement in quality.

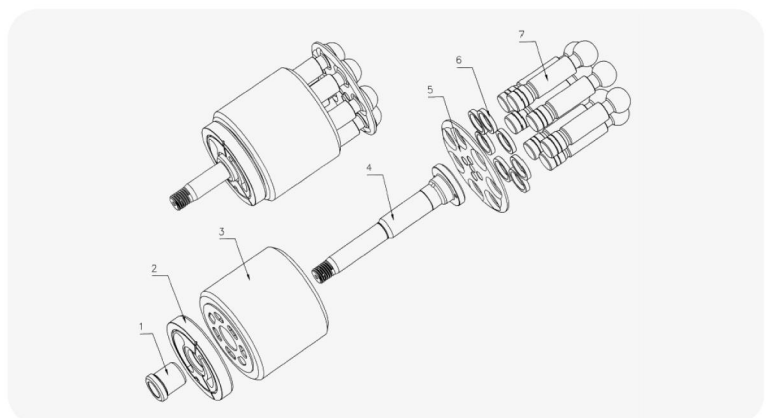



Linde Hydraulics I B2PV35/50/70/105/140/160

SPECIFICATION

No.	Parts Name & Description	QTY(pcs)
1	VALVE PLATE BUSH	1
1	VALVE PLATE L	1
2	VALVE PLATE R	1
3	CYLINDER BLOCK	1
4	CENTER PIN	1
5	RETAINER PLATE	1
6	RETAINER RING	7
7	PISTON	7

* Above specifications are subject to change without prior notice for improvement in quality.



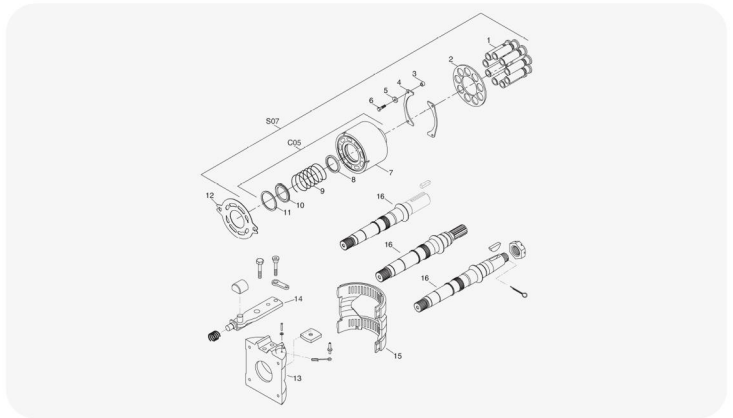
PUMP ROTARY PARTS

44

Sauer Danfoss I Series 90 90L055/90R055

SPECIFICATION

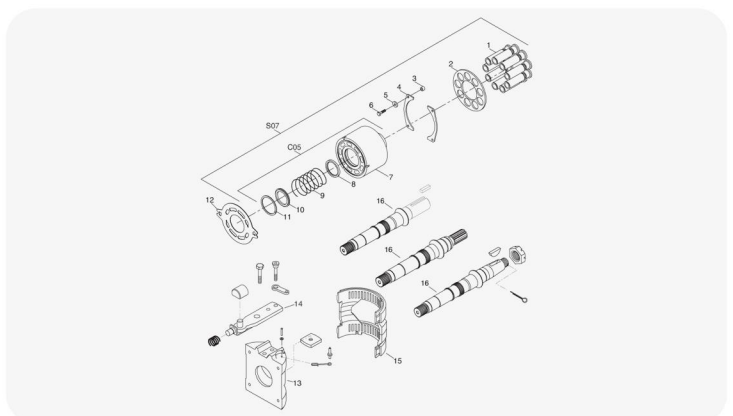
No.	Parts Name & Description	QTY(pcs)
S07	CYLINDER BLOCK KIT	1
C05	CYLINDER BLOCK ASSEMBLY	1
1	WELDED PISTON	9
2	SLIPPER RETAINER	1
3	SPACER	4
4	SLIPPER GUIDE BRG	2
5	WASHER	4
6	SCREW	4
7	CYLINDER BLOCK	1
8	SPRING SEAT	1
9	CYLINDER BLOCK SPRING	1
10	SPRING RETAINER	1
11	RETAINING RING	1
12	VALVE PLATE LH/RH	1
13	SWASH PLATE	1
14	SERVO ARM ASSEMBLY	1
15	CRADLE BEARING	1
16	DRIVE SHAFT PITCH SPLINE	1
16	DRIVE SHAFT STRAIGHT	0
16	KEY	0
16	DRIVE SHAFT TAPERED	0
16	KEY	0



Sauer Danfoss I Series 90 90L075/90R075

SPECIFICATION

No.	Parts Name & Description	QTY(pcs)
S07	CYLINDER BLOCK KIT	1
C05	CYLINDER BLOCK ASSEMBLY	1
1	WELDED PISTON	9
2	SLIPPER RETAINER	1
3	SPACER	4
4	SLIPPER GUIDE BRG	2
5	WASHER	4
6	SCREW	4
7	CYLINDER BLOCK	1
8	SPRING SEAT	1
9	CYLINDER BLOCK SPRING	1
10	SPRING RETAINER	1
11	RETAINING RING	1
12	VALVE PLATE LH/RH	1
13	SWASH PLATE	1
14	SERVO ARM ASSEMBLY	1
15	CRADLE BEARING	1
16	DRIVE SHAFT	1
16	DRIVE SHAFT	0
16	DRIVE SHAFT	0
16	DRIVE SHAFT	0
16	DRIVE SHAFT	0

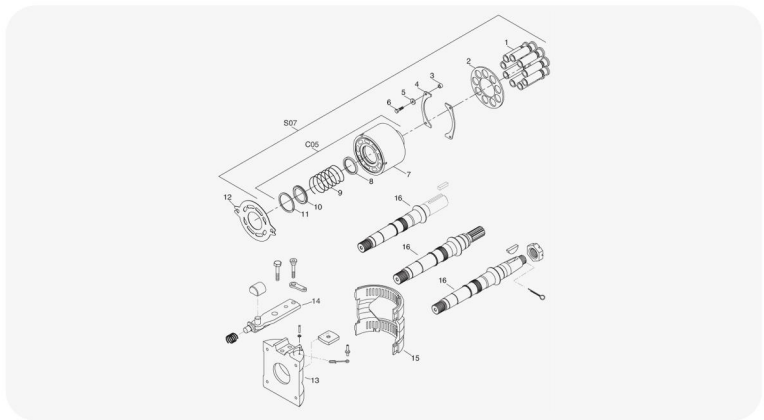


PUMP ROTARY PARTS

Sauer Danfoss I Series 90 90L100/90R100

SPECIFICATION

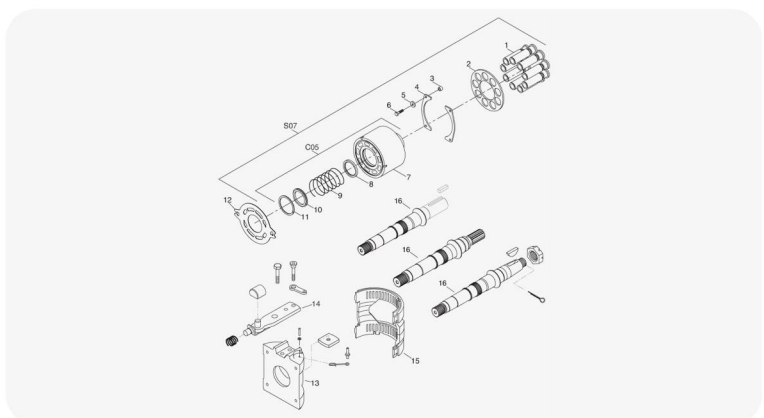
No.	Parts Name & Description	QTY(pcs)
S07	CYLINDER BLOCK KIT	1
C05	CYLINDER BLOCK ASSEMBLY	1
1	WELDED PISTON	9
2	SLIPPER RETAINER	1
3	SPACER	4
4	SLIPPER GUIDE BRG	2
5	WASHER	4
6	SCREW	4
7	CYLINDER BLOCK	1
8	SPRING SEAT	1
9	CYLINDER BLOCK SPRING	1
10	SPRING RETAINER	1
11	RETAINING RING	1
12	VALVE PLATE LH/RH	1
13	SWASH PLATE	1
14	SERVO ARM ASSEMBLY	1
15	CRADLE BEARING ASSY	1
16	DRIVE SHAFT	1
16	DRIVE SHAFT	0
16	DRIVE SHAFT	0
16	DRIVE SHAFT	0
16	DRIVE SHAFT	0
16	DRIVE SHAFT	0
16	DRIVE SHAFT	0



Sauer Danfoss I Series 90 90L130/90R130

SPECIFICATION

No.	Parts Name & Description	QTY(pcs)
S07	CYLINDER BLOCK KIT	1
C05	CYLINDER BLOCK ASSEMBLY	1
1	WELDED PISTON	9
2	SLIPPER RETAINER	1
3	SPACER	4
4	SLIPPER GUIDE BRG	2
5	WASHER	4
6	SCREW	4
7	CYLINDER BLOCK	1
8	SPRING SEAT	1
9	CYLINDER BLOCK SPRING	1
10	SPRING RETAINER	1
11	RETAINING RING	1
12	VALVE PLATE LH/RH	1
13	SWASH PLATE	1
14	SERVO ARM ASSEMBLY	1
15	CRADLE BEARING ASSY	1
16	DRIVE SHAFT	1
16	DRIVE SHAFT	0
16	DRIVE SHAFT	0
16	DRIVE SHAFT	0
16	KEY	1



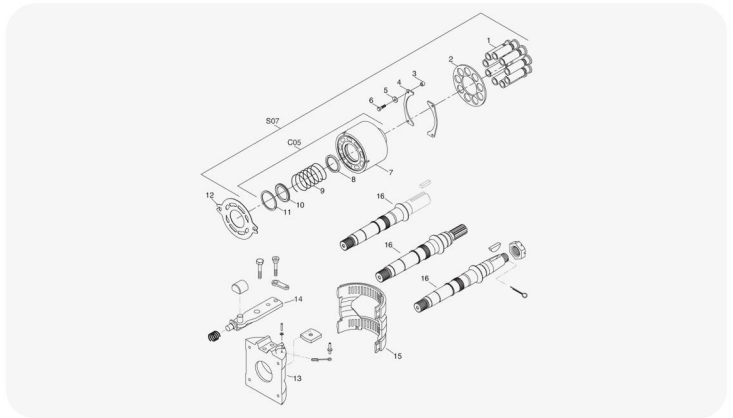
PUMP ROTARY PARTS

46

Sauer Danfoss I Series 90 90L180/250/90R180/250

SPECIFICATION

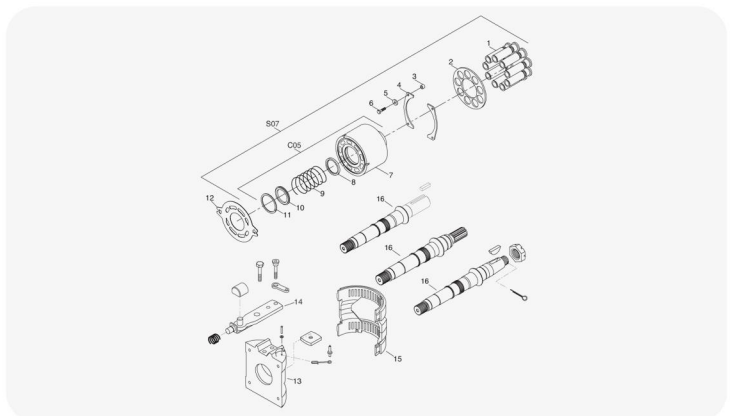
No.	Parts Name & Description	QTY(pcs)
S07	CYLINDER BLOCK KIT	1
C05	CYLINDER BLOCK ASSEMBLY	1
1	WELDED PISTON	9
2	SLIPPER RETAINER	1
3	SPACER	4
4	SLIPPER GUIDE BRG	2
5	WASHER	4
6	SCREW	4
7	CYLINDER BLOCK	1
8	SPRING SEAT	1
9	CYLINDER BLOCK SPRING	1
10	SPRING RETAINER	1
11	RETAINING RING	1
12	VALVE PLATE LH/RH	1
13	SWASH PLATE	1
14	SERVO ARM ASSEMBLY	1
15	CRADLE BEARING ASSY	1
16	DRIVE SHAFT	1
16	DRIVE SHAFT	0



Sauer Danfoss I Series 90 90R042

SPECIFICATION

No.	Parts Name & Description	QTY(pcs)
S07	CYLINDER BLOCK KIT	1
C05	CYLINDER BLOCK ASSEMBLY	1
1	WELDED PISTON	9
2	SLIPPER RETAINER	1
3	SPACER	4
4	SLIPPER GUIDE BRG	2
5	WASHER	4
6	SCREW	4
7	CYLINDER BLOCK	1
8	SPRING SEAT	1
9	CYLINDER BLOCK SPRING	1
10	SPRING RETAINER	1
11	RETAINING RING	1
12	VALVE PLATE RH	1
13	SWASH PLATE	1
14	SERVO ARM ASSEMBLY	1
15	CRADLE BEARING ASSY	1
16	DRIVE SHAFT	1
16	DRIVE SHAFT	0
16	KEY	1

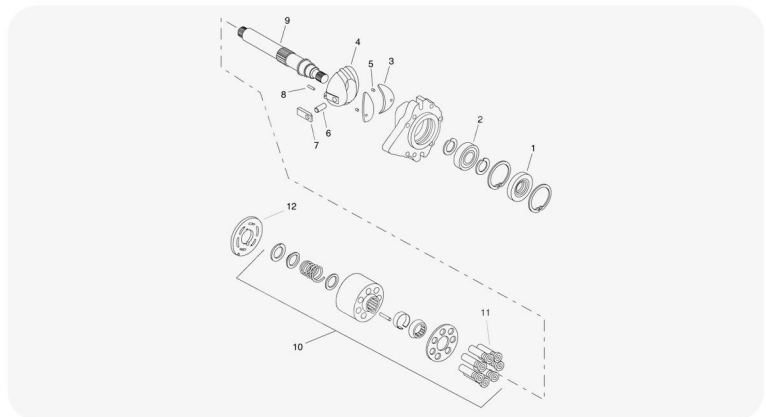


PUMP ROTARY PARTS

Sauer Danfoss I Series 40 M46/MPT046

SPECIFICATION

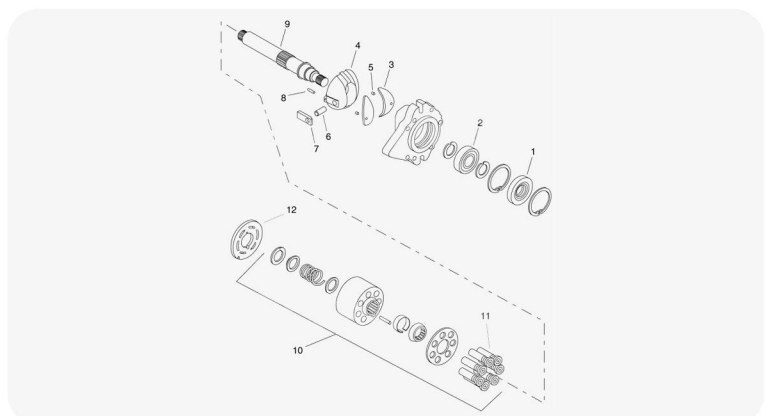

No.	Parts Name & Description	QTY(pcs)
1	LIP SEAL	1
2	BALL BEARING	1
3	JOURNAL BEARING	2
3	JOURNAL BEARING	0
4	SWASH PLATE	1
4	SWASH PLATE	0
5	SPRING PIN	2
6	STRAIGHT HEADLESS PIN	1
7	SLEEVE BEARING	1
8	PIN	1
9	SHAFT 15 TOOTH	1
9	SHAFT 19 TOOTH	0
9	SHAFT 19 TOOTH	0
9	SHAFT TAPERED	0
9	SHAFT TAPERED	0
9	SHAFT KEYED	0
9	SHAFT STRAIGHT KEY	0
10	CYLINDER BLOCK KIT	1
11	PISTON ASSY	1
12	VALVE PLATE CW	1
12	VALVE PLATE CCW	0
12	VALVE PLATE	0



Sauer Danfoss I Series 40 M44/46/MPT025/035/MPV025/035...

SPECIFICATION

No.	Parts Name & Description	QTY(pcs)
1	LIP SEAL	1
2	BALL BEARING	1
3	JOURNAL BEARING	2
3	JOURNAL BEARING	0
4	SWASH PLATE	1
4	SWASH PLATE	0
5	SPRING PIN	2
6	STRAIGHT HEADLESS PIN	1
7	SLEEVE BEARING	1
8	PIN	1
9	SHAFT	1
9	SHAFT	0
9	SHAFT	0
9	SHAFT	0
9	SHAFT	0
9	SHAFT	0
9	SHAFT	0
9	SHAFT TAPERED	0
9	SHAFT TAPERED	0
9	SHAFT TAPERED	0
9	SHAFT TAPERED	0
9	SHAFT STRAIGHT KEY	0
9	SHAFT STRAIGHT KEY	0
10	CYLINDER BLOCK KIT	1
11	PISTON ASSY	1
12	VALVE PLATE CW	1
12	VALVE PLATE CCW	0
12	VALVE PLATE	0



PUMP ROTARY PARTS

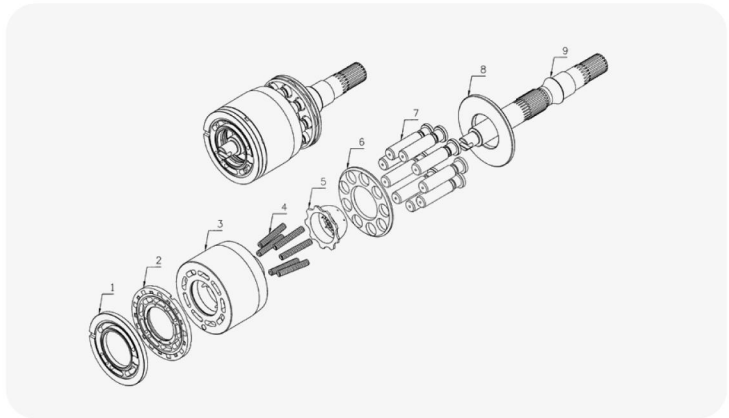
48

Sauer Danfoss I Series 20 PV20/21/22/23/24/25/26/27

SPECIFICATION

No.	Parts Name & Description	QTY(pcs)
1	VALVE PLATE CCW	1
1	VALVE PLATE CW	0
2	BEARING PLATE	1
3	CYLINDER BLOCK	1
4	COIL SPRING	1
5	BALL GUIDE	1
6	RETAINER PLATE	1
7	PISTON	9
8	SHOE PLATE	1
9	DRIVE SHAFT CCW	1
9	DRIVE SHAFT CW	0

* Above specifications are subject to change without prior notice for improvement in quality.

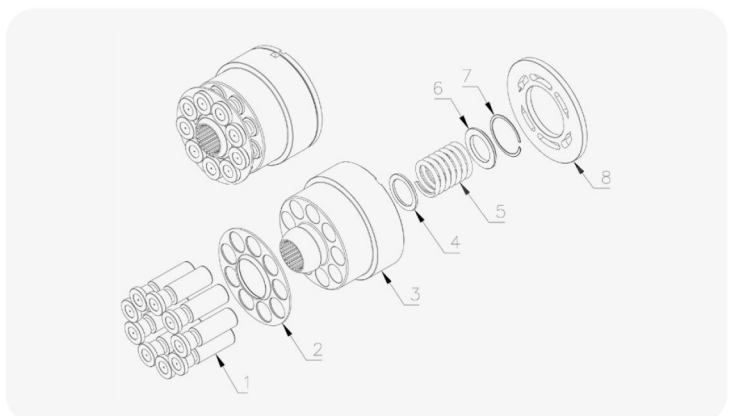


Sauer Danfoss I SPV15CCW/CW/SPV18CCW/CW

SPECIFICATION

No.	Parts Name & Description	QTY(pcs)
1	PISTON & SHOE	9
2	RETAINING PLATE	1
3	CYLINDER BLOCK	1
4	SPACER	1
5	COIL SPRING	1
6	SPACER	1
7	RETAINING RING	1
8	VALVE PLATE CCW/CW	1
9	RETAINING BALL	1

* Above specifications are subject to change without prior notice for improvement in quality.



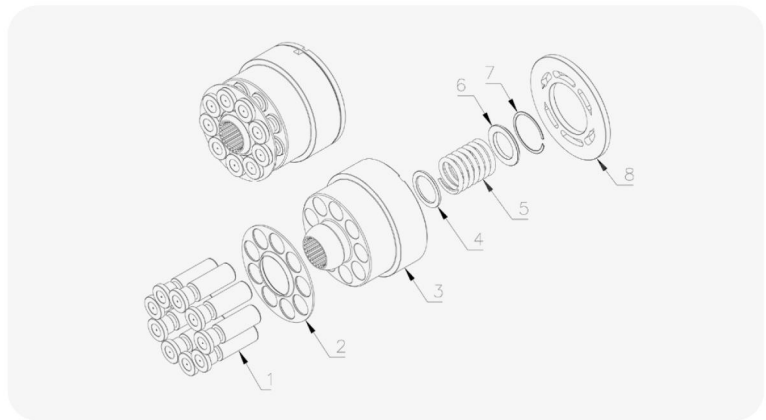
PUMP ROTARY PARTS

Sauer Danfoss I Series 15 SPV15/14/15

SPECIFICATION

No.	Parts Name & Description	QTY(pcs)
1	PISTON & SHOE	9
2	RETAINING PLATE	1
3	CYLINDER BLOCK	1
4	SPACER	1
5	COIL SPRING	1
6	SPACER	1
7	RETAINING RING	1
8	VALVE PLATE CCW	1
8	VALVE PLATE CW	1
9	DRIVE SHAFT	1
10	RETAINING BALL	1

* Above specifications are subject to change without prior notice for improvement in quality.

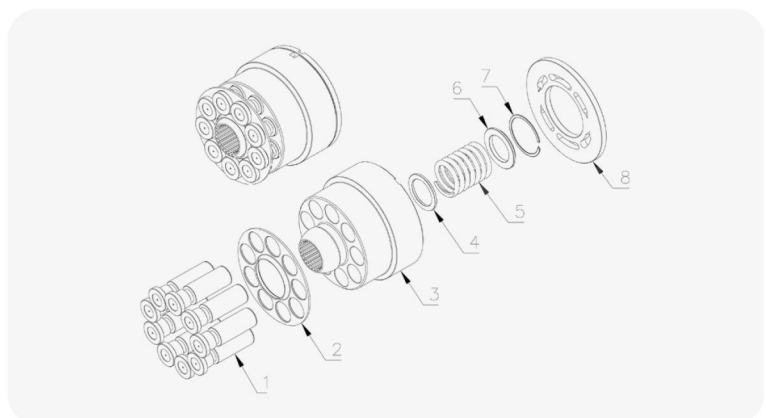



Sauer Danfoss I Series 18 SPV18/18

SPECIFICATION

No.	Parts Name & Description	QTY(pcs)
1	PISTON & SHOE	9
2	RETAINING PLATE	1
3	CYLINDER BLOCK	1
4	SPACER	1
5	COIL SPRING	1
6	SPACER	1
7	RETAINING RING	1
8	VALVE PLATE CCW	1
8	VALVE PLATE CW	1
9	DRIVE SHAFT	1
10	RETAINING BALL	1


* Above specifications are subject to change without prior notice for improvement in quality.



PUMP ROTARY PARTS

50

Sauer Danfoss | SPV6/119/SPV2/089



SPECIFICATION

No.	Parts Name & Description	QTY(pcs)	No.	Parts Name & Description	QTY(pcs)	No.	Parts Name & Description	QTY(pcs)
11	SHIM	1	65	HEXAGONAL SCREW	3	218	SCREW	2
12	GASKET	1	66	WASHER	3	224	SCREW	1
13	BEARING	1	67	TRUNNION	1	225	SCREW	1
14	CYLINDRICAL PIN	1	68	SHIM PACK	1	226	SCREW	1
15	VALVE PLATE LH	1	69	O-RING	1	227	RELIEF VALVE KIT	1
15	VALVE PLATE RH	-	70	BEARING	1	230	PLUG	1
16	BEARING PLATE	1	71	O-RING	1	231	PLUG	1
17	BEARING PILOT RING	1	75	O-RING	1	232	O-RING	1
18	RING RETAINING	1	77	RING RETAINING	1	233	O-RING	1
19	SPRING RETAINER	1	78	GASKET	1	234	RING BACK UP	1
20	SPRING GUIDE	1	80	O-RING	3	235	ADJUSTING SCREW	1
21	SPRING	1	81	ORIFICE	1	240	RELIEF VALVE	1
22	SPRING SEAT	1	82	KIT CONTROL VALVE	1	241	SPRING RETAINING	1
23	RETAINING SPRING	6	85	SPACER CONTROL SERVO	1	242	SHIM PACK	1
24	CYLINDRICAL PIN	1	86	CONTROL HANDLE	1	243	O-RING	1
25	CYLINDER BLOCK	1	87	LOOK WASHER TOOTH	1	244	PLUG	1
26	RETAINER GUIDE	1	88	HEX NUT	1	245	O-RING	1
27	SLIPPER RETAINER	1	89	WASHER	2	246	PLUG	1
28	PISTON ASSEMBLY	9	90	HEXAGONAL SCREW	2	250	STOP PLATE	1
29	THRUST PLATE	1	102	HEXAGONAL SCREW	1	251	EXPANDER	1
30	SCREW	2	135	SWASH PLATE ASSY	1	252	SCREW	1
31	SLEEVE RETAINER	1	145	O-RING	1	253	SEALING WASHER	1
32	SERVO SLEEVE ASSY	1	146	O-RING	1	254	SCREW	1
33	O-RING	1	180	PLUG	1	255	O-RING	1
34	O-RING	1	181	O-RING	1	256	O-RING	1
35	SCREW	1	191	ASSEMBLY KIT	1	257	O-RING	1
36	WASHER	1	198	CYLINDER BLOCK KIT	1	258	PLUG	1
37	SPRING GUIDE	1	199	SHAFT SEAL KIT	1	261	EXPANDER	1
38	SERVO SPRING	1	200	CHARGE PUMP KIT	1	262	PLUG	1
46	PIN	1	201	END CAP	1	263	PLUG	1
47	LOCKING WASHER	1	202	BUSHING	1	264	PIPE CLIP	1
48	CONNECTING LINK	1	204	COUPLING SLEEVE	1	270	ADAPTER	1
49	DRIVE SHAFT	1	205	GEROTOR ASSEMBLY	1	271	SCREW	1
50	BEARING	1	207	BUSHING	1	272	SEALING RING	1
51	GASKET	1	208	O-RING	1	273	O-RING	1
52	CYLINDRICAL PIN	1	209	BUFFER DISC	1	275	PLUG	1
53	COVER	1	210	PIN SPRING	1	276	O-RING	1
54	WASHER	1	211	CHARGE PUMP HOUSING	1	280	PLUG	1
55	HEXAGONAL SCREW	1	213	CUP SPRING	1	702	SWIVEL JOINT	1
61	EXPANDER	1	214	ADAPTER	1	705	PIPE	1
62	HOUSING	1	215	SCREW	6	719	SWIVEL JOINT	1
63	O-RING	1	216	GASKET	1	999	SEAL KIT	1
64	CYLINDRICAL PIN	1	217	COVER	1	-	-	-

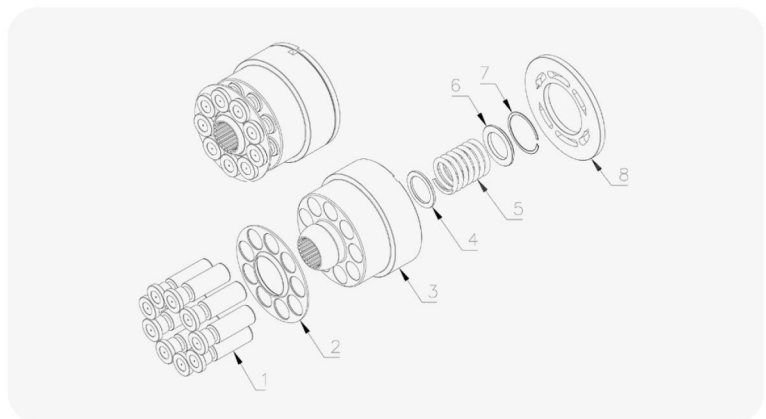
PUMP ROTARY PARTS

Sauer Danfoss I PV91

SPECIFICATION

No.	Parts Name & Description	QTY(pcs)
1	PISTON & SHOE	9
2	RETAINING PLATE	1
3	CYLINDER BLOCK	1
4	SPACER	1
5	COIL SPRING	1
6	SPACER	1
7	RETAINING RING	1
8	VALVE PLATE CCW	1
8	VALVE PLATE CW	1
9	DRIVE SHAFT	1

* Above specifications are subject to change without prior notice for improvement in quality.



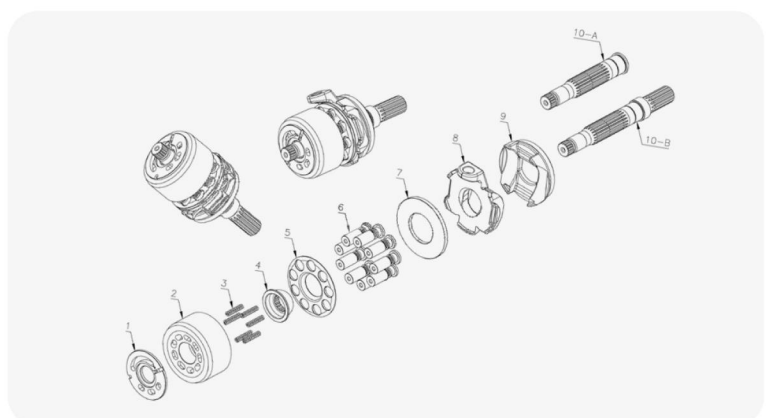
Kawasaki I K7V63

SPECIFICATION

No.	Parts Name & Description	QTY(pcs)
1	VALVE PLATE RH	1
1	VALVE PLATE LH	0
2	CYLINDER BLOCK	1
3	COIL SPRING	6
4	BALL GUIDE	1
5	SET PLATE	1
6	PISTON & SHOE	9
7	SHOE PLATE	1
8	SWASH PLATE	1
9	SUPPORT	1
10-A	DRIVE SHAFT L	0
10-B	DRIVE SHAFT R	1

* Axial Piston Pump Rotating group, Replacement parts and Repair kits.

* Above specifications are subject to change without prior notice for improvement in quality.



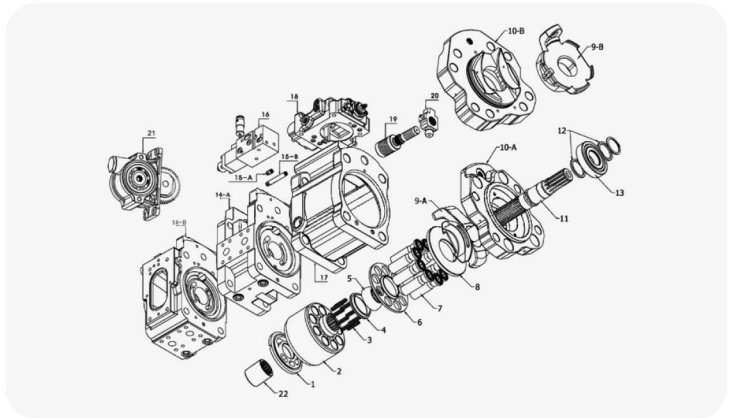
PUMP ROTARY PARTS

52

Kawasaki I K3V63/112/140/180/280/K5V140/160/180/200...

SPECIFICATION

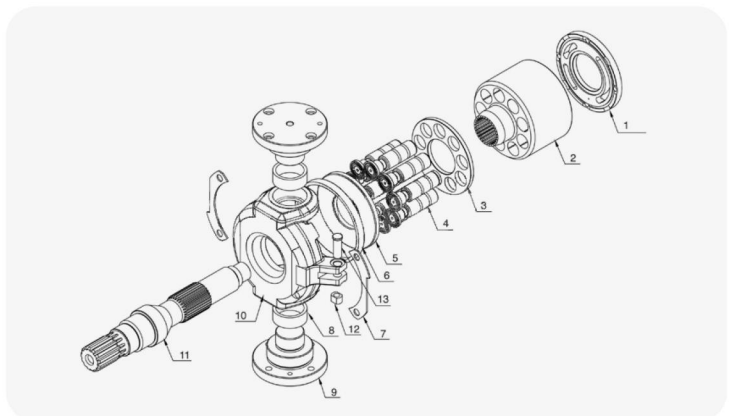
No.	Parts Name & Description	QTY(pcs)
1	VALVE PLATE R	1
1	VALVE PLATE L	1
2	CYLINDER BLOCK	2
3	COIL SPRING	2
4	SPACER OF BALL GUIDE	2
5	BALL GUIDE	2
6	SET PLATE	2
7	PISTON & SHOE	18
8	SHOE PLATE	2
9-A	SWASH PLATE	2
10-A	SUPPORT	2
11	DRIVE SHAFT	2
12	SPACER	4
13	ROLLER BEARING	2
14	VALVE BLOCK	2
15-A	CHECK VALVE LONG	2
15-B	CHECK VALVE SHORT	2
16	EPR VALVE (SOLENOID)	2
17	CASE (HOUSING)	2
18	REGULATOR ASSY	2
19	SERVO PISTON	2
20	TILTING PIN	2
21	CHARGE PUMP	1
22	COUPLING	1



Kawasaki I KVC925/930/932

SPECIFICATION

No.	Parts Name & Description	QTY(pcs)
1	VALVE PLATE RH	1
1	VALVE PLATE LH	0
2	CYLINDER BLOCK	1
3	SET PLATE	1
4	PISTON & SHOE	9
5	SHOE PLATE	1
6	GUIDE RING	1
7	FIX PLATE	2
8	AXLELE BUSING	2
9	AXLELE SHAFT	2
10	SWASH PLATE	1
11	DRIVE SHAFT	1
12	GUIDE PIECE	1



* Axial Piston Pump Rotating group, Replacement parts and Repair kits.

* Above specifications are subject to change without prior notice for improvement in quality.



PUMP ROTARY PARTS

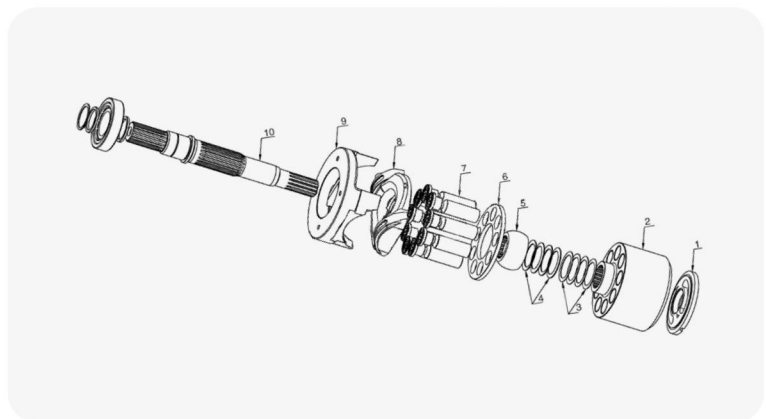
Kawasaki I NV45/64/80/90/111/120/210/270...

SPECIFICATION

No.	Parts Name & Description	QTY(pcs)
1	VALVE PLATE RH	1
1	VALVE PLATE LH	1
2	CYLINDER BLOCK	2
3	SHIM	8
4	DISK SPRING	8
5	BALL GUIDE	2
6	SET PLATE	2
7	PISTON & SHOE	18
8	SWASH PLATE	2
9	SUPPORT	2
10	DRIVE SHAFT	1
10	DRIVE SHAFT	1

* Axial Piston Pump Rotating group, Replacement parts and Repair kits.

* Above specifications are subject to change without prior notice for improvement in quality.

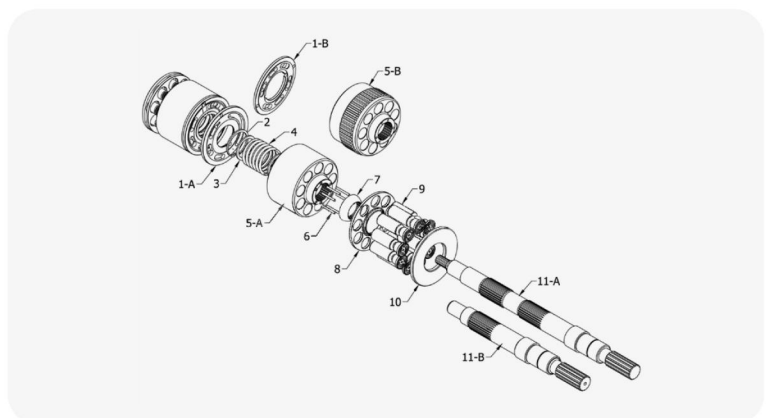


Kawasaki I NVK45

SPECIFICATION

No.	Parts Name & Description	QTY(pcs)
1-A	VALVE PLATE R	1
1-A	VALVE PLATE L	0
2	SNAP RING	1
3	SPACER	2
4	COIL SPRING	1
5-A	CYLINDER BLOCK	1
6	PIN OF CYLINDER BLOCK	6
7	BALL GUIDE	1
8	SET PLATE	1
9	PISTON & SHOE	9
10	SHOE PLATE	1
11-A	DRIVE SHAFT	1

* Axial Piston Pump Rotating group, Replacement parts and Repair kits.



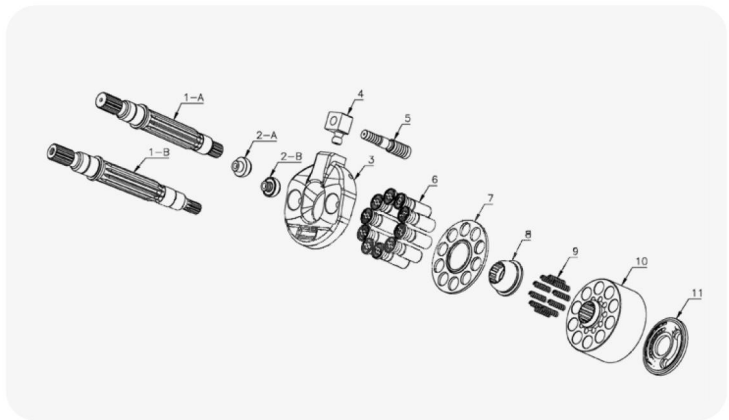
PUMP ROTARY PARTS

54

Kawasaki I K3SP30/36C

SPECIFICATION

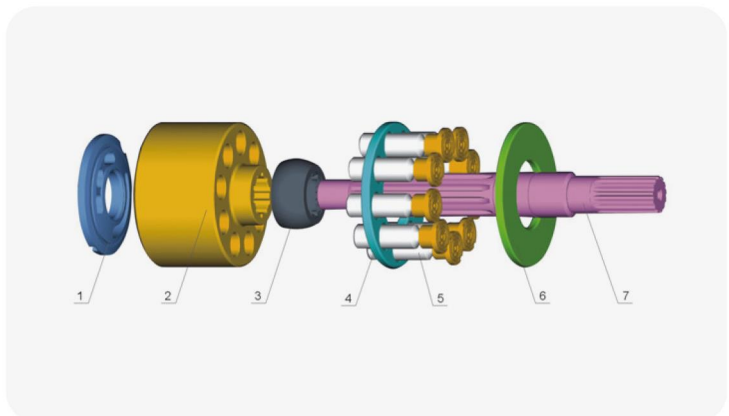
No.	Parts Name & Description	QTY(pcs)
1-A	DRIVE SHAFT	1
1-B	DRIVE SHAFT	0
2-A	BALL R	1
2-B	BALL L	1
3	SWASH PLATE	9
4	TILTING PIN	1
5	SERVO PISTON	1
6	PISTON & SHOE	2
7	SET PLATE	2
8	BALL GUIDE	2
9	COIL SPRING	1
10	CYLINDER BLOCK	1
11	VALVE PLATE RH	1
11	VALVE PLATE LH	0
12	HOUSING	1
13	HEAD COVER	1
14	CHARGE PUMP	1
15	SEAL KITS	1
16	BEARING KITS	1



Kawasaki I NX15

SPECIFICATION

No.	Parts Name & Description	QTY(pcs)
1	VALVE PLATE R	1
1	VALVE PLATE L	0
2	CYLINDER BLOCK	1
3	BALL GUIDE	1
4	RETAINER PLATE	1
5	PISTON & SHOE	9
6	SHOE PLATE	1
7	DRIVE SHAFT	1
8	DISK SPRING	4
9	SPACER	2



* Axial Piston Pump Rotating group, Replacement parts and Repair kits.

* Above specifications are subject to change without prior notice for improvement in quality.



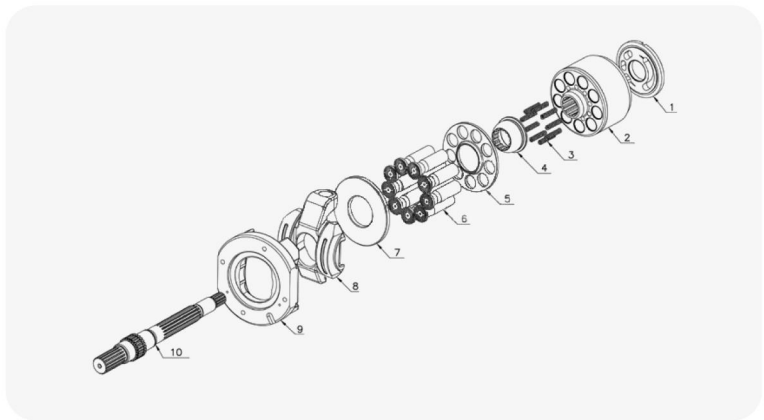
PUMP ROTARY PARTS

Kawasaki I K3VG63/112/180/280

SPECIFICATION

No.	Parts Name & Description	QTY(pcs)
1	VALVE PLATE R	1
1	VALVE PLATE L	0
2	CYLINDER BLOCK	1
3	COIL SPRING	9
4	BALL GUIDE	1
5	SET PLATE	1
6	PISTON & SHOE	9
7	SHOE PLATE	1
8	SWASH PLATE	1
9	SUPPORT	1
10	DRIVE SHAFT	1

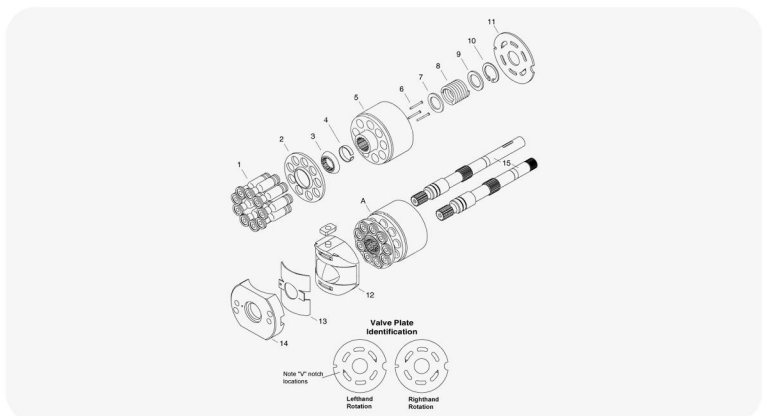
* Axial Piston Pump Rotating group, Replacement parts and Repair kits.



Eaton I 72400/78461/78462/78463

SPECIFICATION

No.	Parts Name & Description	QTY(pcs)
A	ROTATING GROUP	1
A	ROTATING GROUP	1
1	PISTON ASSEMBLY	9
2	SHOE RETAINER	1
3	SHOE RETAINER PIVOT	1
4	RETAINER	1
5	CYLINDER BARREL	1
6	PINS	3
7	WASHER	1
8	CYLINDER BLOCK SPRING	1
9	WASHER	1
10	RETAINING RING	1
11	VALVE PLATE LH	1
11	VALVE PLATE RH	1
12	SWASH PLATE	1
13	BUSHING	1
14	CRADLE ASSEMBLY	1
15	TANDEM FRONT PUMP	1
15	TANDEM REAR PUMP	1
15	TANDEM REAR PUMP	1
15	SINGLE PUMP	1
15	SINGLE PUMP	1
15	SINGLE PUMP	1
15	SINGLE PUMP	1



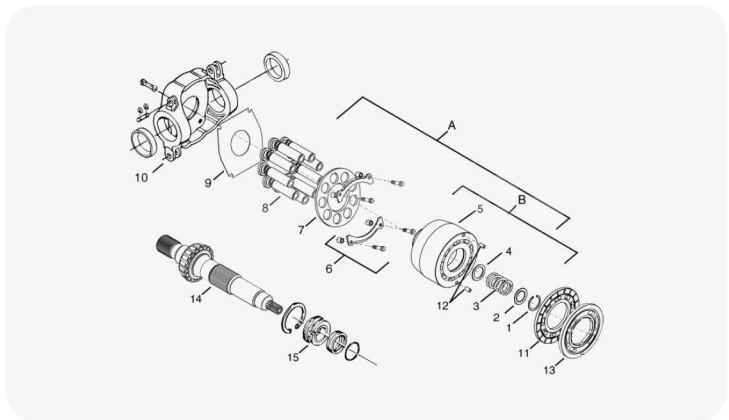
PUMP ROTARY PARTS

56

Eaton I Series 1 3320/3921/4621/5421/6431/7620...

SPECIFICATION

No.	Parts Name & Description	QTY(pcs)
A	ROTATING GROUP ASSY	1
B	BARREL KITS	1
1	RETAINING RING	1
2	SPACER CYL BARREL SPRING	1
3	CYLINDER BARREL SPRING	1
4	SPACER SHAFT SPRING	1
5	BARREL AND SLEEVE S/A	1
6	HOLD-DOWN KIT	1
7	SHOE RETAINER PLATE	1
8	SHOE PISTON	9
9	FIXED CLR THRUST PLATE	1
10	SWASH PLATE	1
11	BEARING PLATE	1
12	DOWEL PIN	2
13	VALVE PLATE LH	1
13	VALVE PLATE RH	1
14	STRAIGHT KEYED SHAFT	1
14	DRIVE SHAFT TAPERED	1
14	DRIVE SHAFT TAPERED	1
14	DRIVE SHAFT 14T	1
14	DRIVE SHAFT 14T	1
14	DRIVE SHAFT 21T	1
14	DRIVE SHAFT 21T	1
14	DRIVE SHAFT 23T	1
14	DRIVE SHAFT 23T	0
15	SHAFT SEAL	1



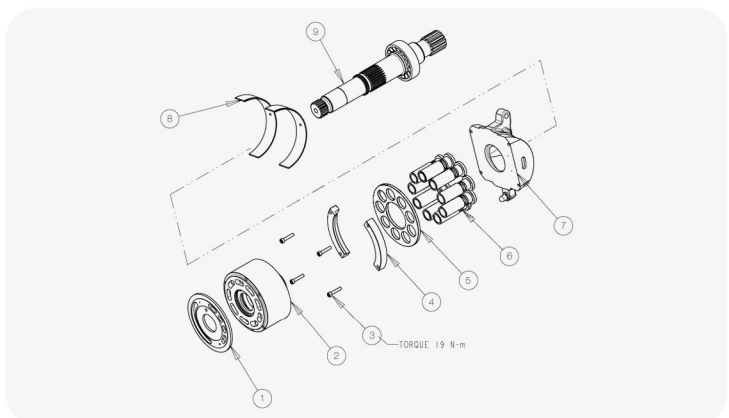
Parker Hydraulics I P2105

SPECIFICATION

No.	Parts Name & Description	QTY(pcs)
1	PORT PLATE LH	1
1	PORT PLATE RH	1
2	CYLINDER BLOCK KITS	1
3	SHCS	4
4	FIXED CLEAR HOLD DOWN	1
5	SLIPPER RETAINER	1
6	PISTON & SHOE	9
7	SWASH PLATE CCW	1
7	SWASH PLATE CW	1
8	SADDLE BEARING	2
9	DRIVE SHAFT	1

* Axial Variable Displacement Piston Pump Rotary group, Replacement parts and Repair kits.

* Above specifications are subject to change without prior notice for improvement in quality.

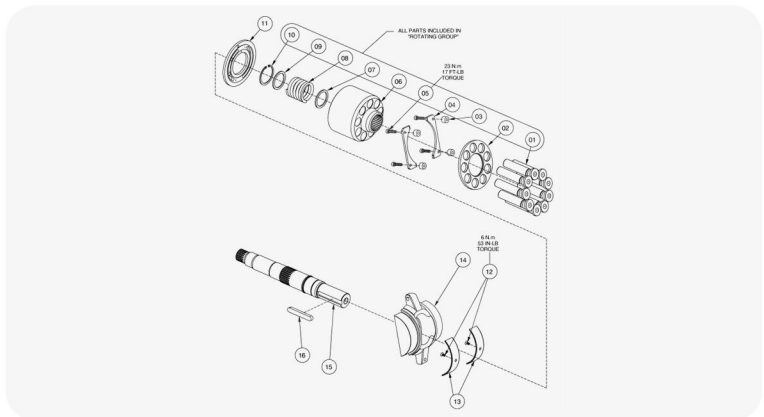


PUMP ROTARY PARTS

Parker Hydraulics I PV032/040/046/063/080/092/270

SPECIFICATION

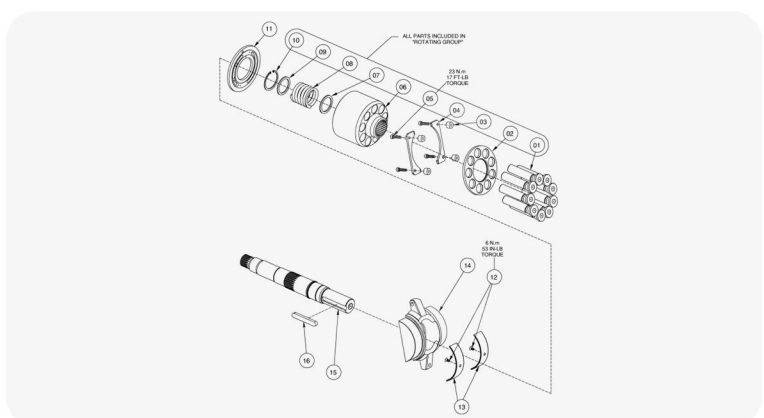
No.	Parts Name & Description	QTY(pcs)
1	PISTON & SHOE	9
2	SLIPPER RETAINER	1
3	DISTANCE WASHER	4
4	RETAINER SEGMENT	2
5	SHCS-RETAINER	4
6	CYLINDER BLOCK	1
7	WASHER-CYL.BLOCK	1
8	SPRING-CYL.BLOCK	1
9	WASHER-CYL.BLOCK	1
10	SNAP RING-CYL.BLOCK	1
11	VALVE PLATE RH ROT	1
11	VALVE PLATE LH ROT	1
12	SCREW TUFLOK	2
13	TRUNNION BEARING	2
14	SWASHPLATE	1
15	SHAFT-SAE KEYED	1
15	SHAFT-SAE SPLINE	0
15	SHAFT-METRIC KEYED	0
15	SHAFT-METRIC SPLINE	0
16	KEY	1
16	KEY	0



Parker Hydraulics I PV140/180

SPECIFICATION

No.	Parts Name & Description	QTY(pcs)
1	PISTON & SHOE	9
2	SLIPPER RETAINER	1
3	DISTANCE WASHER	4
4	RETAINER SEGMENT	2
5	SHCS-RETAINER	4
6	CYLINDER BLOCK	1
7	WASHER-CYL.BLOCK	1
8	SPRING-CYL.BLOCK	1
9	WASHER-CYL.BLOCK	1
10	SNAP RING-CYL.BLOCK	1
11	VALVE PLATE RH ROT	1
11	VALVE PLATE LH ROT	1
12	SCREW TUFLOK	2
13	TRUNNION BEARING	2
14	SWASHPLATE	1
15	SHAFT-SAE KEYED	1
15	SHAFT-SAE SPLINE	0
15	SHAFT-SAE KEY	0
15	SHAFT-SAE SPLINE	0
15	SHAFT-METRIC KEYED	0
15	SHAFT-METRIC SPLINE	0
16	KEY	1
16	KEY	0
16	KEY	0



PUMP ROTARY PARTS

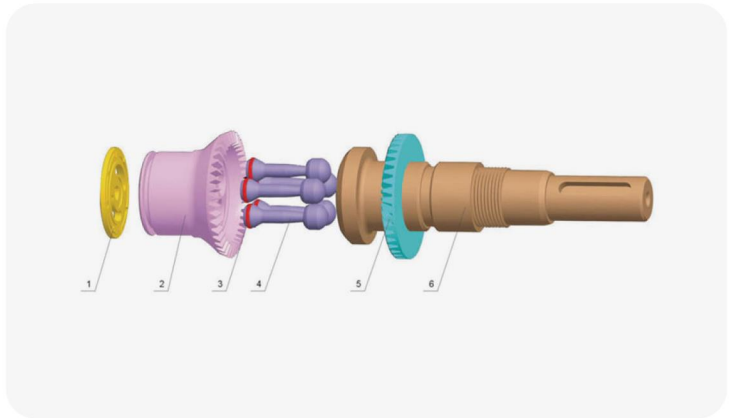
58

Parker Hydraulics I F11-005/028/039/058/078/110/150/250...

SPECIFICATION

No.	Parts Name & Description	QTY(pcs)
1	VALVE PLATE	1
1	VALVE PLATE	0
2	CYLINDER BARREL	1
3	PISTON RING	5
4	PISTON	5
5	RING GEAR	1
6	DRIVE SHAFT	1

* Above specifications are subject to change without prior notice for improvement in quality.

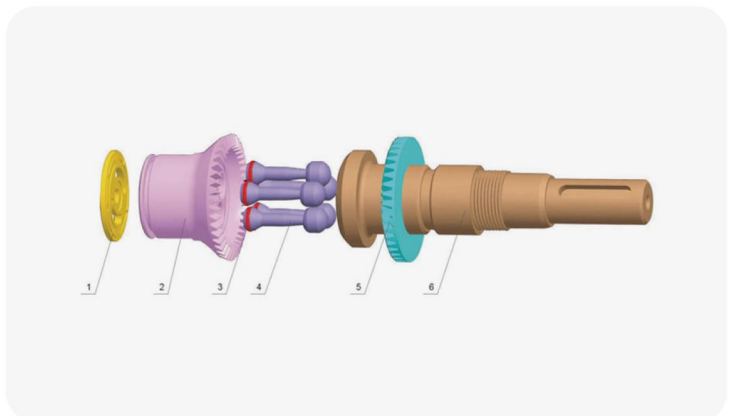


Parker Hydraulics I F12-060/080/090

SPECIFICATION

No.	Parts Name & Description	QTY(pcs)
1	VALVE PLATE L	1
1	VALVE PLATE R	0
2	CYLINDER BARREL	1
3	PISTON RING	7
4	PISTON	7
5	RING GEAR	1
6	DRIVE SHAFT	1

* Above specifications are subject to change without prior notice for improvement in quality.



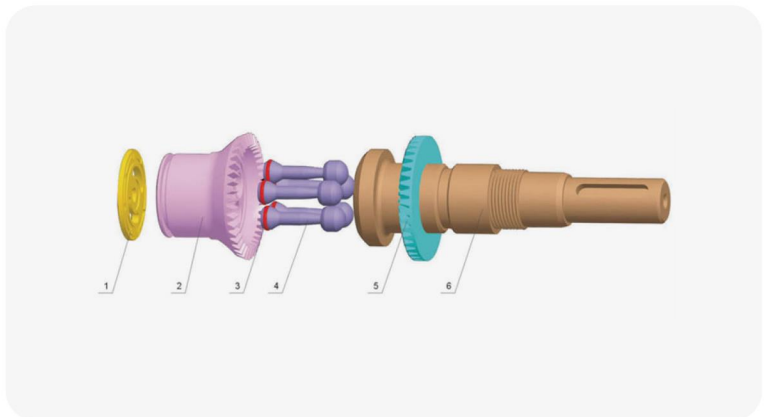
PUMP ROTARY PARTS

Parker Hydraulics I F12-110

SPECIFICATION

No.	Parts Name & Description	QTY(pcs)
1	VALVE PLATE L	1
1	VALVE PLATE R	0
2	CYLINDER BARREL	1
3	PISTON RING	7
4	PISTON	7
5	RING GEAR	1
6	DRIVE SHAFT	1
6	DRIVE SHAFT	0
6	DRIVE SHAFT	0
6	DRIVE SHAFT	0
6	DRIVE SHAFT	0
6	DRIVE SHAFT	0

* Above specifications are subject to change without prior notice for improvement in quality.



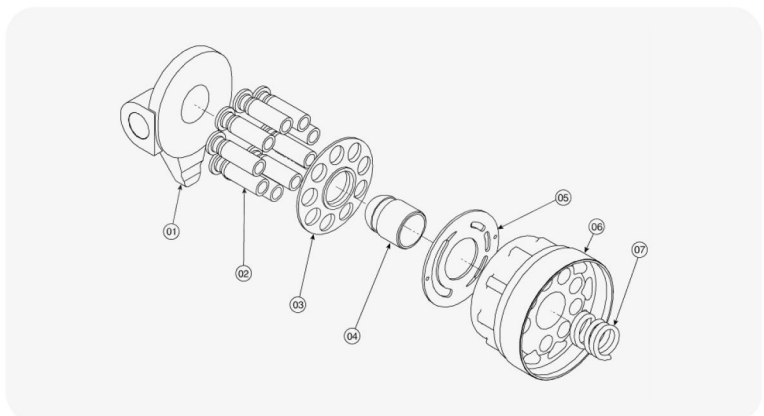
Parker Hydraulics I PAVC65/100

SPECIFICATION

No.	Parts Name & Description	QTY(pcs)
1	SWASH PLATE	1
2	PISTON & SHOE ASSY	9
3	SLIPPER RETAINER	1
4	BALL SEAT	1
5	PORT PLATE R	1
5	PORT PLATE L	0
6	BARREL	1
7	SPRING-BARREL	1

* Variable Volume Piston Pump Rotating group, Replacement parts and Repair kits.

* Above specifications are subject to change without prior notice for improvement in quality.



PUMP ROTARY PARTS

60

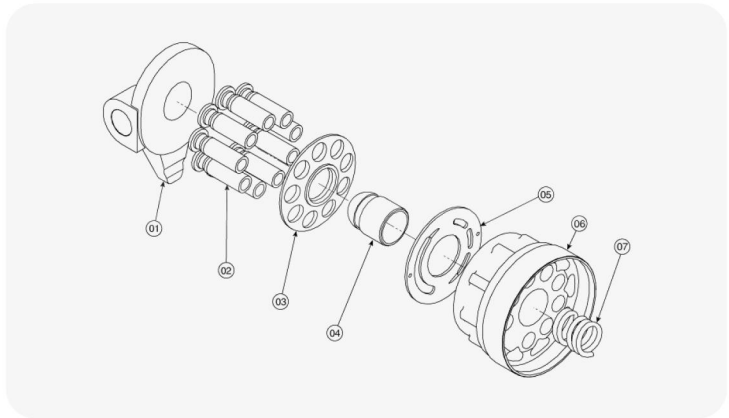
Parker Hydraulics I PAVC33/38

SPECIFICATION

No.	Parts Name & Description	QTY(pcs)
1	SWASH PLATE	1
2	PISTON & SHOE ASSY	5
3	SLIPPER RETAINER	1
4	BALL SEAT	1
5	PORT PLATE R	1
5	PORT PLATE L	0
6	BARREL	1
7	SPRING-BARREL	1

* Variable Volume Piston Pump Rotating group, Replacement parts and Repair kits.

* Above specifications are subject to change without prior notice for improvement in quality.



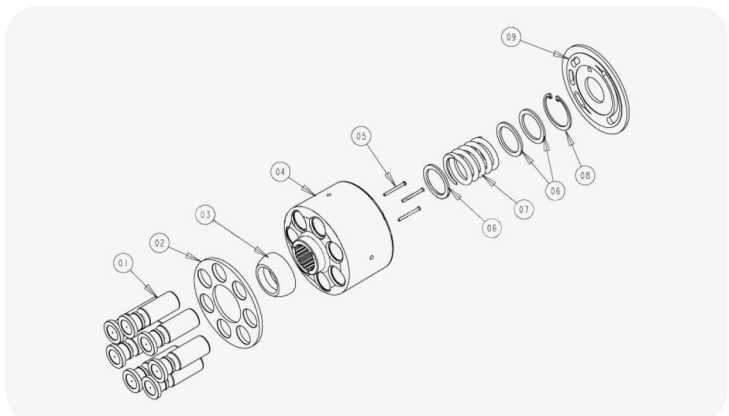
Parker Hydraulics I P2075CCW

SPECIFICATION

No.	Parts Name & Description	QTY(pcs)
1	PISTON & SHOE	7
2	SLIPPER RETAINER	1
3	BALL SEAT	1
4	BARREL	1
5	BARREL PIN	3
6	WASHER	2
7	BARREL SPRING	1
8	SNAP RING	1
9	PORT PLATE CCW	1
9	PORT PLATE CW	0

* Axial Variable Displacement Piston Pump CCW Rotation Group Kit.

* Above specifications are subject to change without prior notice for improvement in quality.



PUMP ROTARY PARTS

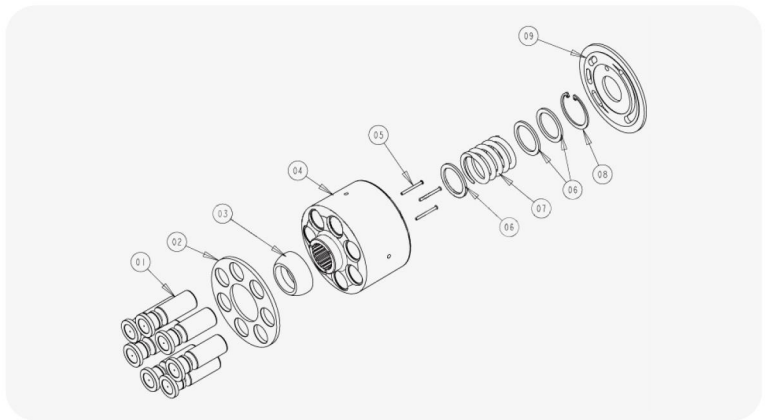
Parker Hydraulics I P2075CW

SPECIFICATION

No.	Parts Name & Description	QTY(pcs)
1	PISTON & SHOE	7
2	SLIPPER RETAINER	1
3	BALL SEAT	1
4	BARREL	1
5	BARREL PIN	3
6	WASHER	2
7	BARREL SPRING	1
8	SNAP RING	1
9	PORT PLATE CCW	0
9	PORT PLATE CW	1

* Axial Variable Displacement Piston Pump CW Rotation Group Kit.

* Above specifications are subject to change without prior notice for improvement in quality.



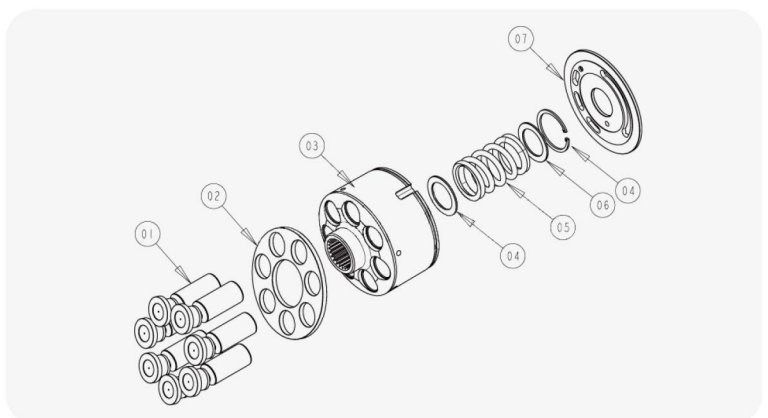
Parker Hydraulics I P2105CCW

SPECIFICATION

No.	Parts Name & Description	QTY(pcs)
1	PISTON & SHOE	7
2	SLIPPER RETAINER	1
3	BARREL	1
4	WASHER	2
5	BARREL SPRING	1
6	SNAP RING	1
7	PORT PLATE LH	1
7	PORT PLATE RH	0

* Axial Variable Displacement Piston Pump CCW Rotation Group Kit.

* Above specifications are subject to change without prior notice for improvement in quality.



PUMP ROTARY PARTS

62

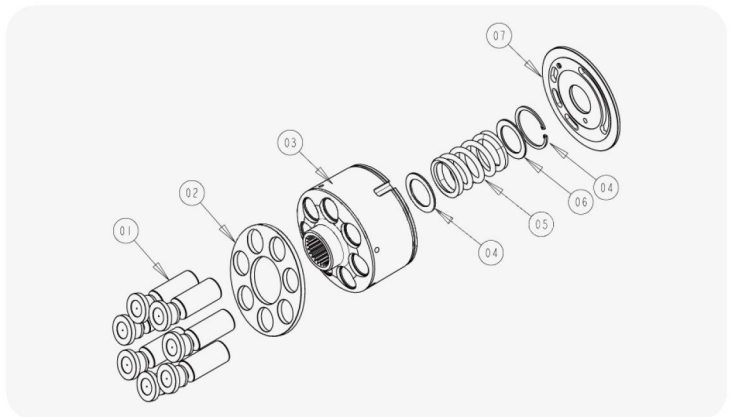
Parker Hydraulics I P2105CW

SPECIFICATION

No.	Parts Name & Description	QTY(pcs)
1	PISTON & SHOE	7
2	SLIPPER RETAINER	1
3	BARREL	1
4	WASHER	2
5	BARREL SPRING	1
6	SNAP RING	1
7	PORT PLATE LH	0
7	PORT PLATE RH	1

* Axial Variable Displacement Piston Pump CW Rotation Group Kit.

* Above specifications are subject to change without prior notice for improvement in quality.



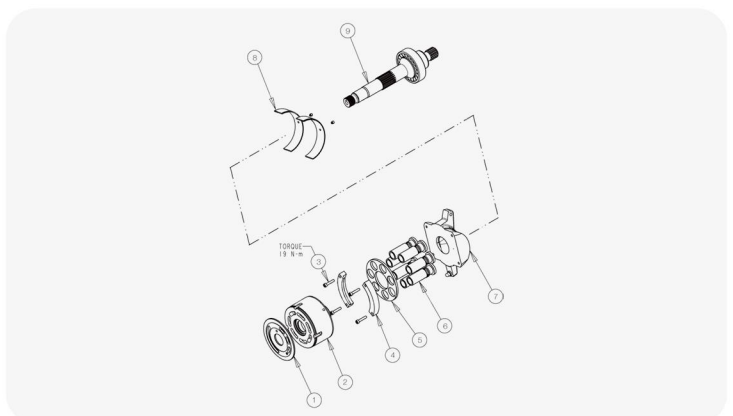
Parker Hydraulics I P2105

SPECIFICATION

No.	Parts Name & Description	QTY(pcs)
1	PORT PLATE LH	1
1	PORT PLATE RH	1
2	CYLINDER BLOCK KITS	1
3	SHCS	4
4	FIXED CLEAR HOLD DOWN	1
5	SLIPPER RETAINER	1
6	PISTON & SHOE	7
7	SWASH PLATE CCW	1
7	SWASH PLATE CW	1
8	SADDLE BEARING	2
9	DRIVE SHAFT	1

* Axial Variable Displacement Piston Pump Rotary group, Replacement parts and Repair kits.

* Above specifications are subject to change without prior notice for improvement in quality.



PUMP ROTARY PARTS

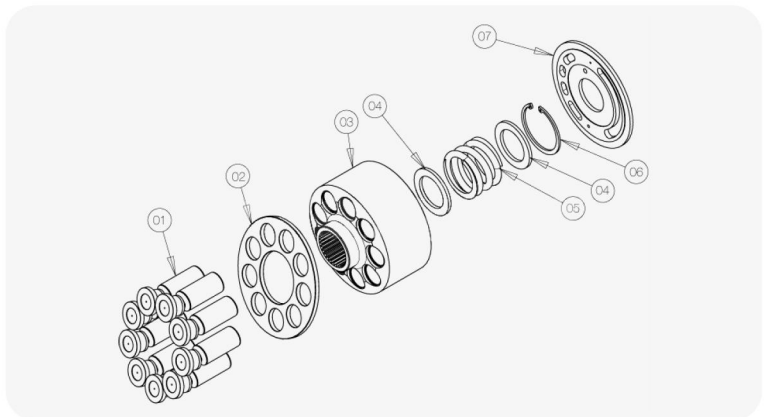
Parker Hydraulics I P2145CCW

SPECIFICATION

No.	Parts Name & Description	QTY(pcs)
1	PISTON & SHOE	9
2	SLIPPER RETAINER	1
3	BARREL	1
4	WASHER	2
5	BARREL SPRING	1
6	SNAP RING	1
7	PORT PLATE LH	1
7	PORT PLATE RH	0

* Axial Variable Displacement Piston Pump CCW Rotation Group Kit.

* Above specifications are subject to change without prior notice for improvement in quality.



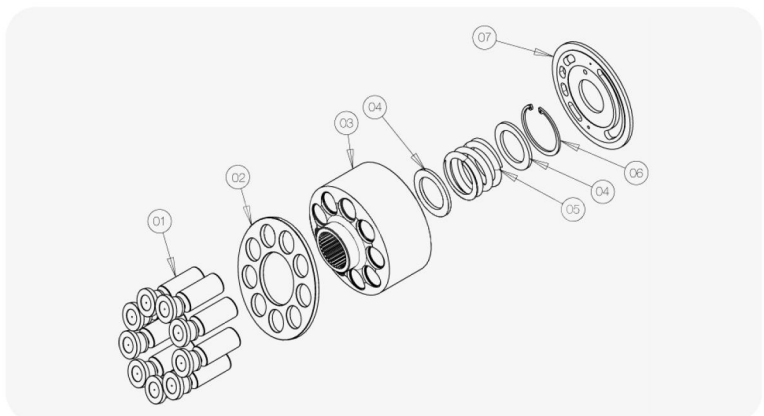
Parker Hydraulics I P2145CW

SPECIFICATION

No.	Parts Name & Description	QTY(pcs)
1	PISTON & SHOE	9
2	SLIPPER RETAINER	1
3	BARREL	1
4	WASHER	2
5	BARREL SPRING	1
6	SNAP RING	1
7	PORT PLATE LH	0
7	PORT PLATE RH	1

* Axial Variable Displacement Piston Pump CW Rotation Group Kit.

* Above specifications are subject to change without prior notice for improvement in quality.



PUMP ROTARY PARTS

64

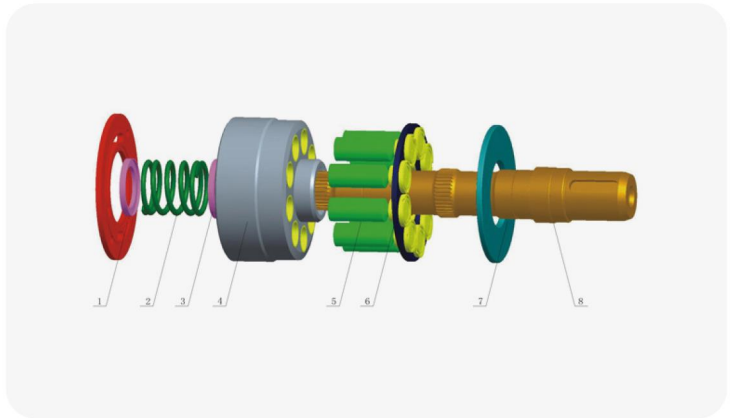
Vickers I PVXS130/180/250

SPECIFICATION

No.	Parts Name & Description	QTY(pcs)
1	VALVE PLATE	1
2	SPRING	1
3	WASHER	2
4	CYLINDER BLOCK	1
5	PISTON & SHOE	9
6	RETAINER PLATE	1
7	SHOE PLATE	1
8	DRIVE SHAFT	1
9	RETAINER	1
10	CRADLE BEARING	2

* Variable Piston Pump Rotary group, Replacement parts and Repair kits.

* Above specifications are subject to change without prior notice for improvement in quality.



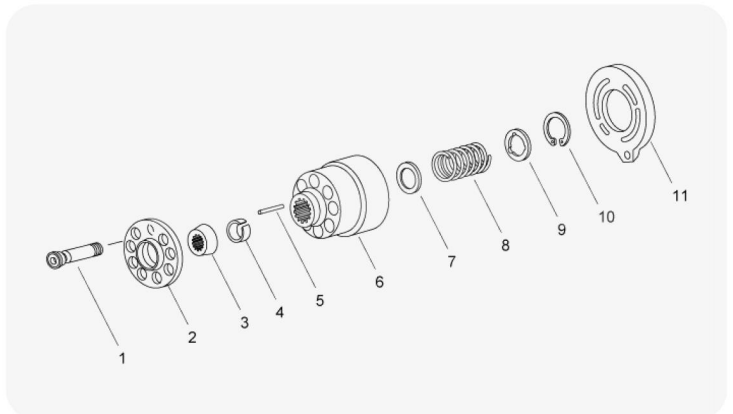
Vickers I PVE CCW 012/19/21

SPECIFICATION

No.	Parts Name & Description	QTY(pcs)
1	PISTON & SHOE S/A	9
2	SHOE PLATE	1
3	BALL GUIDE	1
4	PIN RETAINER	1
5	PRESS PIN	3
6	CYLINDER BLOCK	1
7	SPRING WASHER	1
8	COIL SPRING	1
9	SPRING WASHER	1
10	RETAINING RING	1
11	WAFER PLATE CW	0
11	WAFER PLATE CCW	1

* Variable Piston Pump, CCW Rotary Group (Rotating Group) and Spare Parts.

* Above specifications are subject to change without prior notice for improvement in quality.



PUMP ROTARY PARTS

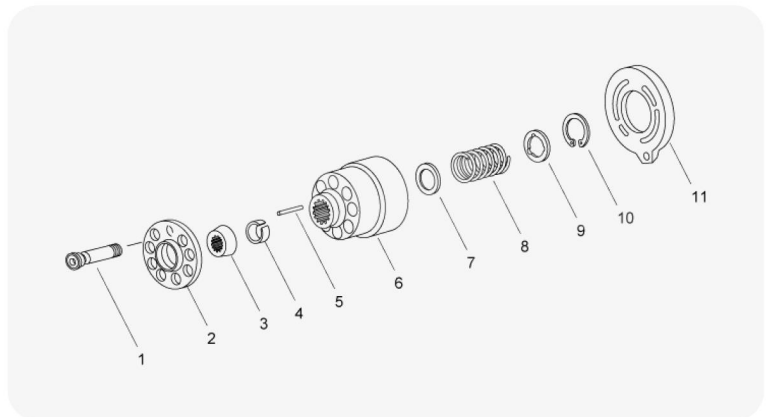

Vickers I PVE CW 012/19/21

SPECIFICATION

No.	Parts Name & Description	QTY(pcs)
1	PISTON & SHOE S/A	9
2	SHOE PLATE	1
3	BALL GUIDE	1
4	PIN RETAINER	1
5	PRESS PIN	3
6	CYLINDER BLOCK	1
7	SPRING WASHER	1
8	COIL SPRING	1
9	SPRING WASHER	1
10	RETAINING RING	1
11	WAFER PLATE CW	1
11	WAFER PLATE CCW	0

* Variable Piston Pump, CW Rotary Group (Rotating Group) and Spare Parts.

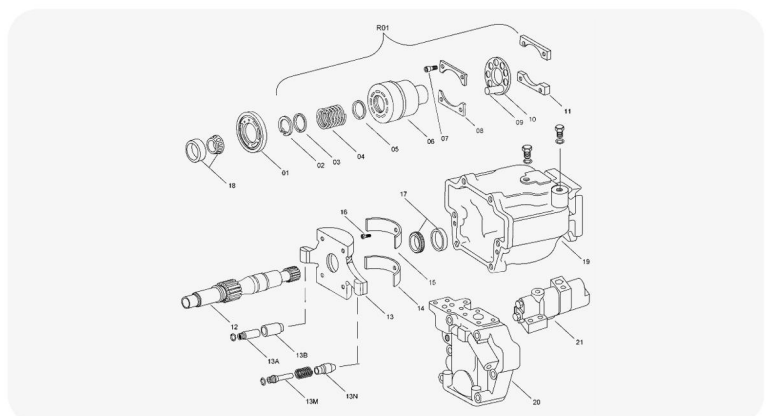
* Above specifications are subject to change without prior notice for improvement in quality.



Vickers I PVH57/63/74/81/98/106

SPECIFICATION

No.	Parts Name & Description	QTY(pcs)
1	VLAVE PLATE RH	1
1	VLAVE PLATE LH	1
2	RETAINING RING	1
3	SPRING GUIDE	1
4	SPRING	1
5	SPRING GUIDE	1
6	CYLINDER BLOCK	1
7	SCREW	4
8	LIMITER	2
9	PISTON & SHOE S/A	9
10	SHOE CAGE	1
11	SPACER	2
12	DRIVE SHAFT	1
13	YOKE S/A	1
13A	CONTROL ROD	1
13B	CONTROL PISTON	1
13M	BIAS ROD	1
13N	BIAS PISTON	1
14	SADDLE BEARING	1
15	SADDLE BEARING	1
16	SCREW	2
17	BEARING S/A	1
18	BEARING S/A	2
19	HOUSING	1
20	VALVE BLOCK	1
21	CONTROL	1
22	SEAL KITS	1



PUMP ROTARY PARTS

66

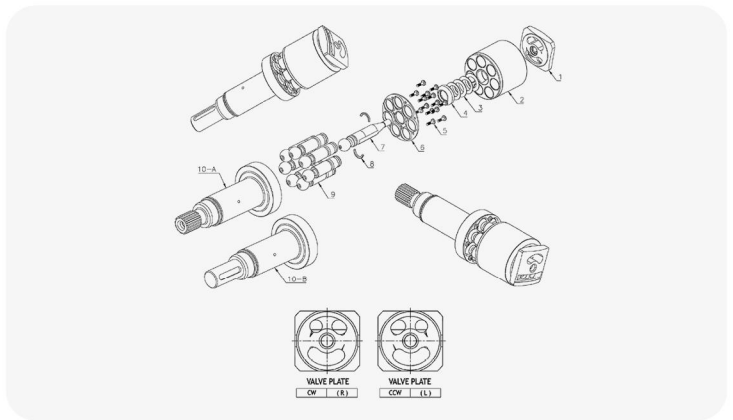
Uchida I A7V55/80/107/160/225/300/350

SPECIFICATION

No.	Parts Name & Description	QTY(pcs)
1	VALVE PLATE L	1
1	VALVE PLATE R	1
2	CYLINDER BLOCK	1
3	DISK SPRING	4
4	DISK SPRING HOLDER	1
5	SOCKET BOLT	14
6	RETAINER PLATE	1
7	CENTER PIN	1
8	SPACER	2
9	PISTON	7
10-A	DRIVE SHAFT SPLINE	1
10-B	DRIVE SHAFT KEYED	1
-	SEAL KITS	1

* Axial Variable Displacement Piston Pump Rotating Group, Replacement Parts and Repair Kits.

* Above specifications are subject to change without prior notice for improvement in quality.

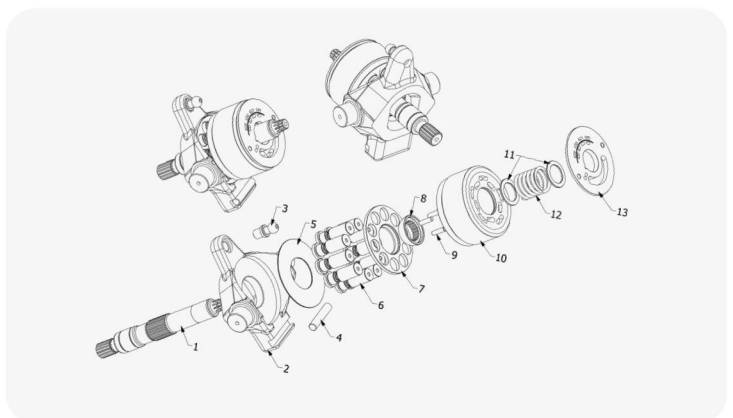


Uchida I AP2D9/12/14/16/18/21/25/28/36/38/42

SPECIFICATION

No.	Parts Name & Description	QTY(pcs)
1	DRIVE SHAFT	1
2	SWASH PLATE	1
3	ROD	1
4	PIN OF SWASH PLATE	1
5	SHOE PLATE	1
6	PISTON	10
7	SET PLATE	1
8	BALL GUIDE	1
9	PUSH ROD	3
10	CYLINDER BLOCK	1
11	SPACER	2
12	COIL SPRING	1
13	VALVE PLATE L	1
13	VALVE PLATE R	1

* Above specifications are subject to change without prior notice for improvement in quality.



PUMP ROTARY PARTS

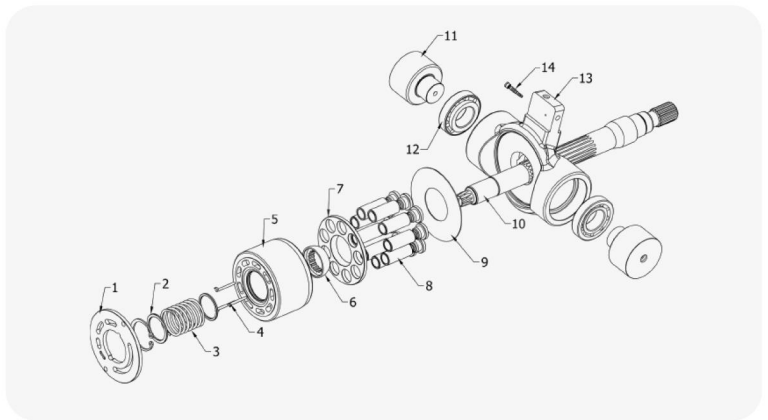
Uchida I A10VD17/28/40/43/71

SPECIFICATION

No.	Parts Name & Description	QTY(pcs)
1	VALVE PLATE L	0
1	VALVE PLATE R	1
2	SPACER	2
3	COIL SPRING	1
4	PRESS PIN	3
5	CYLINDER BLOCK	1
6	BALL GUIDE	1
7	RETAINER PLATE	1
8	PISTON & SHOE	9
9	SHOE PLATE	1
10	DRIVE SHAFT	1
11	AXLE SHAFT	2
12	BEARING	2
13	SWASH PLATE	1
14	COMPEN PISTON	1

* Piston Pump Rotating group, Replacement parts and Repair kits.

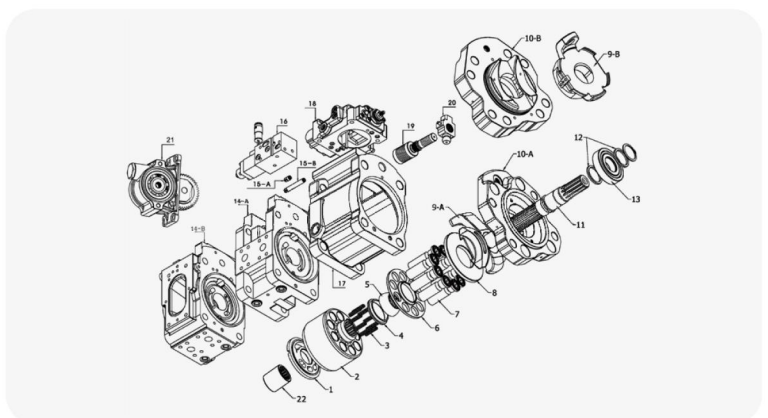
* Above specifications are subject to change without prior notice for improvement in quality.



Caterpillar I EX350L

SPECIFICATION

No.	Parts Name & Description	QTY(pcs)
1	VALVE PLATE R	1
1	VALVE PLATE L	1
2	CYLINDER BLOCK	2
3	COIL SPRING	18
4	SPACER OF BALL GUIDE	2
5	BALL GUIDE	2
6	SET PLATE	2
7	PISTON & SHOE	18
8	SHOE PLATE	2
9-A	SWASH PLATE	2
10-A	SUPPORT	2
11	DRIVE SHAFT	2
12	SPACER	4
13	ROLLER BEARING	2
14	VALVE BLOCK	2
15-A	CHECK VALVE LONG	2
15-B	CHECK VALVE SHORT	2
16	EPR VALVE (SOLENOID)	2
17	CASE (HOUSING)	2
18	REGULATOR ASSY	2
19	SERVO PISTON	2
20	TILTING PIN	2
21	CHARGE PUMP	1
22	COUPLING	1



PUMP ROTARY PARTS

68

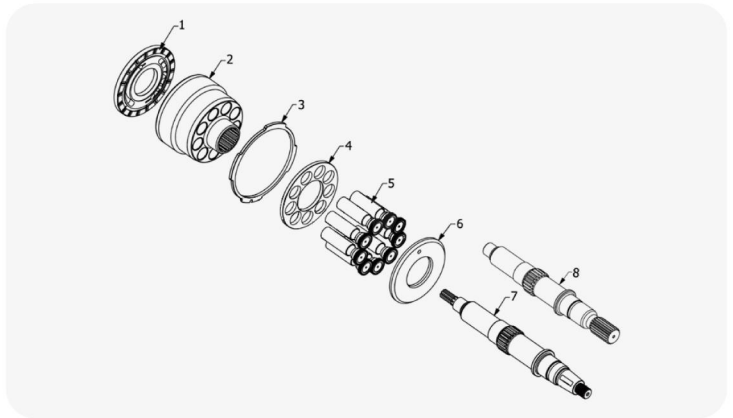
Caterpillar I 12G/120G/14G/140G

SPECIFICATION

No.	Parts Name & Description	QTY(pcs)
1	VALVE PLATE RH	1
1	VALVE PLATE LH	0
2	CYLINDER BLOCK	1
3	FIX PLATE	1
4	RETAINER PLATE	1
5	PISTON & SHOE	9
6	SHOE PLATE	1
7	DRIVE SHAFT	1
8	DRIVE SHAFT	0

* Piston Pump Rotating group, Replacement parts and Repair kits.

* Above specifications are subject to change without prior notice for improvement in quality.



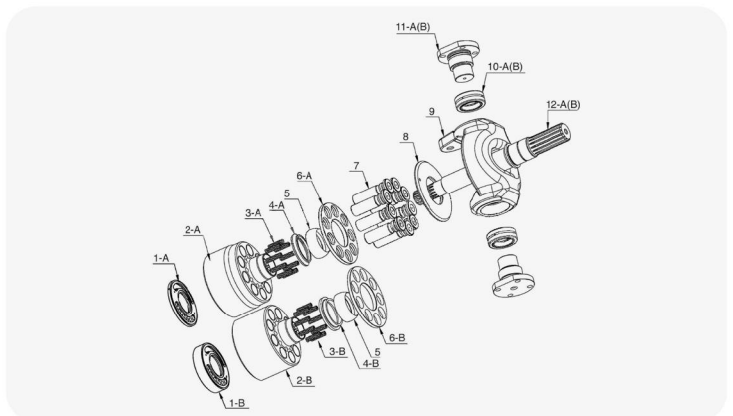
Caterpillar I E180B/200B/300B/320B/320

SPECIFICATION

No.	Parts Name & Description	QTY(pcs)
1	VALVE PLATE RH	1
1	VALVE PLATE LH	1
2	CYLINDER BLOCK	2
3	COIL SPRING	18
4	SPACER	2
5	BALL GUIDE	2
6	RETAINER PLATE	2
7	PISTON & SHOE	18
8	SHOE PLATE	2
9	SWASH PLATE	2
10	BEARING	4
11	AXLE SHAFT	4
12	DRIVE SHAFT	1
12	DRIVE SHAFT	1

* Piston Pump Rotating group, Replacement parts and Repair kits.

* Above specifications are subject to change without prior notice for improvement in quality.



PUMP ROTARY PARTS

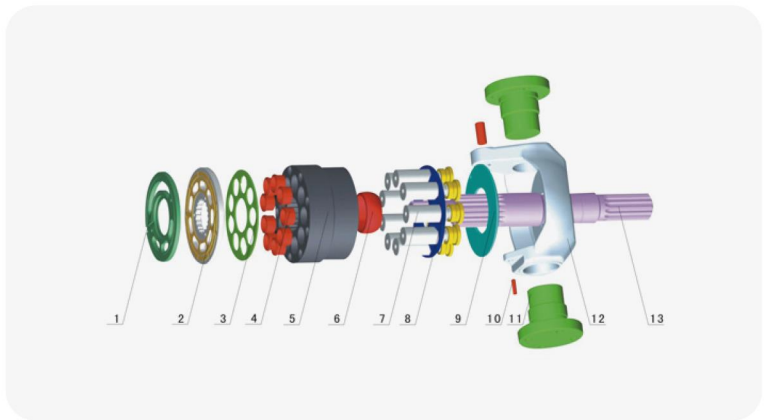
Caterpillar I E200B

SPECIFICATION

No.	Parts Name & Description	QTY(pcs)
1	VALVE PLATE R	1
1	VALVE PLATE L	1
2	BEARING PLATE	2
3	RETAINER PLATE	2
4	DRUM SEAL	18
5	CYLINDER BLOCK	2
6	BALL GUIDE	2
7	PISTON & SHOE	18
8	SET PLATE	2
9	SHOE PLATE	2
10	PIN	4
11	AXLE SHAFT	4
12	SWASH PLATE	2
13	DRIVE SHAFT FRONT	1
13	DRIVE SHAFT REAR	1
14	BEARING	4

* Piston Pump Rotating group, Replacement parts and Repair kits.

* Above specifications are subject to change without prior notice for improvement in quality.



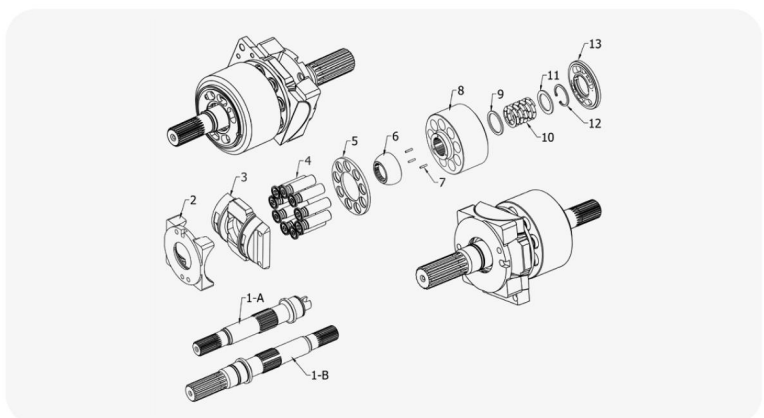
Caterpillar I E120B/110B

SPECIFICATION

No.	Parts Name & Description	QTY(pcs)
1	DRIVE SHAFT R	1
1	DRIVE SHAFT L	1
2	SUPPORT	2
3	SWASH PLATE	2
4	PISTON SHOE	18
5	SET PLATE	2
6	BALL GUIDE	2
7	PIN OF CYLINDER	6
8	CYLINDER BLOCK	2
9	SPACER A	2
10	COIL SPRING	2
11	SPACER B	2
12	SNAP RING	2
13	VALVE PLATE L	1
13	VALVE PLATE R	1

* Piston Pump Rotating group, Replacement parts and Repair kits.

* Above specifications are subject to change without prior notice for improvement in quality.



PUMP ROTARY PARTS


70

Caterpillar I 320C/325C

SPECIFICATION

No.	Parts Name & Description	QTY(pcs)
1-A	DRIVEN SHAFT	1
1-B	DRIVE SHAFT	1
2	SLIDING BEARING	2
3	SLIDING BEARING	2
4	SWASH PLATE	2
5	TILTING PIN	2
6	SHOE PLATE	2
7	PISTON & SHOE	18
8	RETAINER PLATE	2
9	RETAINER BALL	2
10	SPACER	2
11	COIL SPRING	2
12	CYLINDER BLOCK	2
13	VALVE PLATE RH	1
13	VALVE PLATE LH	1
14	PIN OF SWASH PLATE	4
15	PIN OF SHOE PLATE	2

* Above specifications are subject to change without prior notice for improvement in quality.



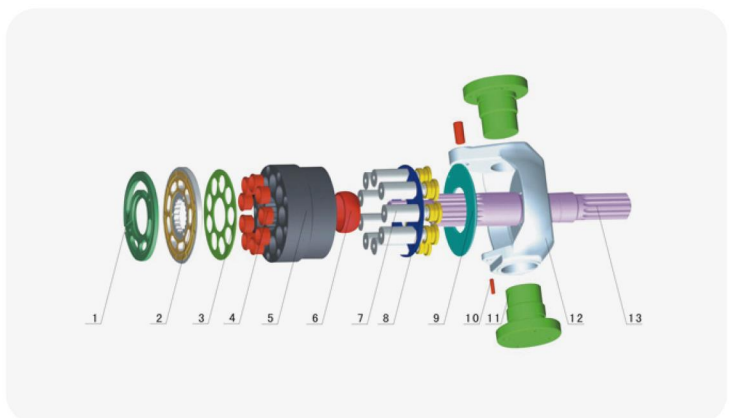
Caterpillar I MS180

SPECIFICATION

No.	Parts Name & Description	QTY(pcs)
1	VALVE PLATE R	1
1	VALVE PLATE L	1
2	BEARING PLATE	2
3	RETAINER PLATE	2
4	DRUM SEAL	18
5	CYLINDER BLOCK	2
6	BALL GUIDE	2
7	PISTON & SHOE	18
8	SET PLATE	2
9	SHOE PLATE	2
10	PIN	4
11	AXLE SHAFT	4
12	SWASH PLATE	2
13	DRIVE SHAFT FRONT	1
13	DRIVE SHAFT REAR	1
14	BEARING	4

* Piston Pump Rotating group, Replacement parts and Repair kits.

* Above specifications are subject to change without prior notice for improvement in quality.



PUMP ROTARY PARTS

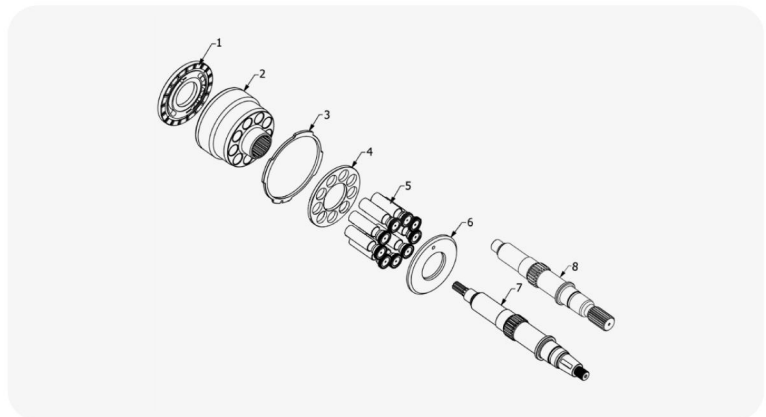
Caterpillar I 215/235/245/16G

SPECIFICATION

No.	Parts Name & Description	QTY(pcs)
1	VALVE PLATE RH	1
1	VALVE PLATE LH	0
2	CYLINDER BLOCK	1
3	FIX PLATE	1
4	RETAINER PLATE	1
5	PISTON & SHOE	9
6	SHOE PLATE	1
7	DRIVE SHAFT	1
8	DRIVE SHAFT	0

* Piston Pump Rotating group, Replacement parts and Repair kits.

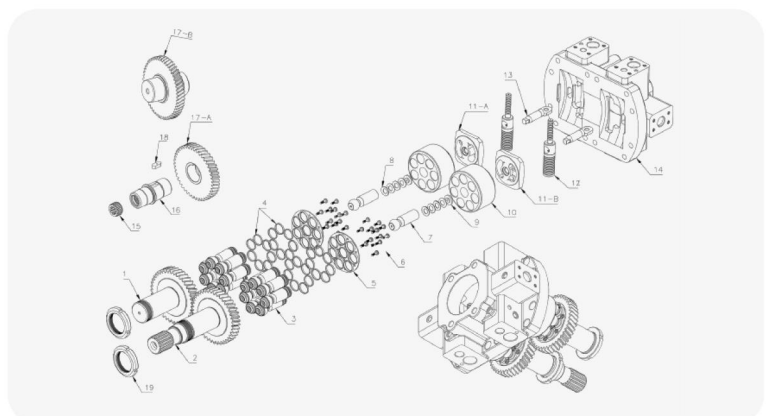
* Above specifications are subject to change without prior notice for improvement in quality.



Caterpillar I 320B

SPECIFICATION

No.	Parts Name & Description	QTY(pcs)
1	DRIVE SHAFT L	1
2	DRIVE SHAFT R	1
3	PISTON	14
4	RING OF PISTON	28
5	RETAINER PLATE	2
6	SOCKET BOLT	28
7	CENTER PIN	2
8	DISK SPRING	8
9	DISK SPRING HOLDER	2
10	CYLINDER BLOCK	2
11-A	VALVE PLATE L	1
11-B	VALVE PLATE R	1
12	SERVO PISTON	2
13	SERVO PISTON PIN	2
14	HEAV COVER	1
15	COUPLING	1
16	SHAFT OF IDLER GEAR	1
17-A	IDLER GEAR	1
17-B	IDLER GEAR	1
18	KEY	1
19	LOCK NUT	2



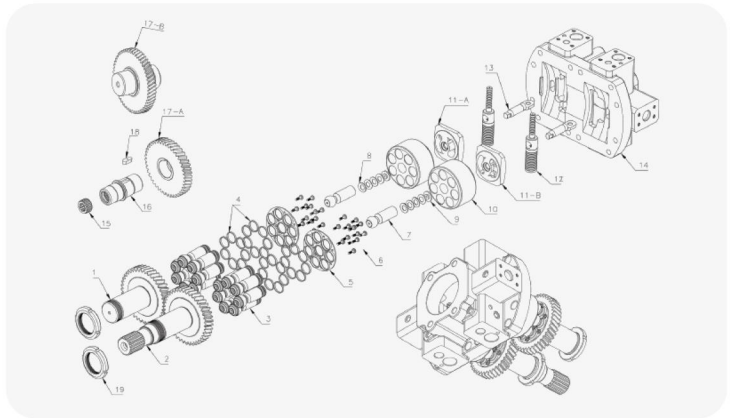
PUMP ROTARY PARTS

72

Caterpillar I 330/330B/E330/E330B

SPECIFICATION

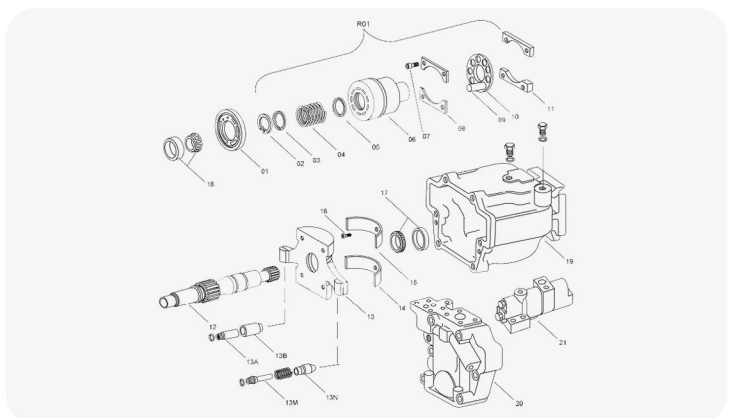
No.	Parts Name & Description	QTY(pcs)
1	DRIVE SHAFT L	1
2	DRIVE SHAFT R	1
3	PISTON	14
4	RING OF PISTON	28
5	RETAINER PLATE	2
6	SOCKET BOLT	28
7	CENTER PIN	2
8	DISK SPRING	8
9	DISK SPRING HOLDER	2
10	CYLINDER BLOCK	2
11-A	VALVE PLATE L	1
11-B	VALVE PLATE R	1
12	SERVO PISTON	2
13	SERVO PISTON PIN	2
14	HEAV COVER	1
15	COUPLING	1
16	SHAFT OF IDLER GEAR	1
17-A	IDLER GEAR	1
17-B	IDLER GEAR	1
18	KEY	1
19	LOCK NUT	2



Caterpillar I D9R

SPECIFICATION

No.	Parts Name & Description	QTY(pcs)
1	VALVE PLATE RH	1
1	VALVE PLATE LH	1
2	RETAINING RING	1
3	SPRING GUIDE	1
4	SPRING	1
5	SPRING GUIDE	1
6	CYLINDER BLOCK	1
7	SCREW	4
8	LIMITER	2
9	PISTON & SHOE SA	9
10	SHOE CAGE	1
11	SPACER	2
12	DRIVE SHAFT	1
13	YOKE S/A	1
13A	CONTROL ROD	1
13B	CONTROL PISTON	1
13M	BIAS ROD	1
13N	BIAS PISTON	1
14	SADDLE BEARING	1
15	SADDLE BEARING	1
16	SCREW	2
17	BEARING S/A	1
18	BEARING S/A	2
19	HOUSING	1
20	VALVE BLOCK	1
21	CONTROL	1
22	SEAL KITS	1

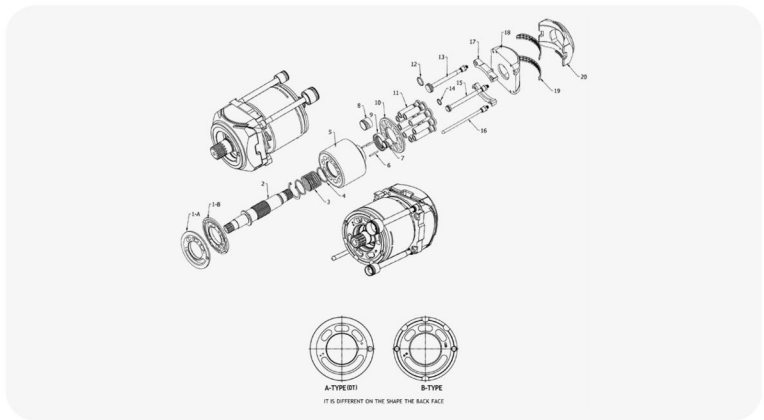


PUMP ROTARY PARTS

Caterpillar I D8N

SPECIFICATION

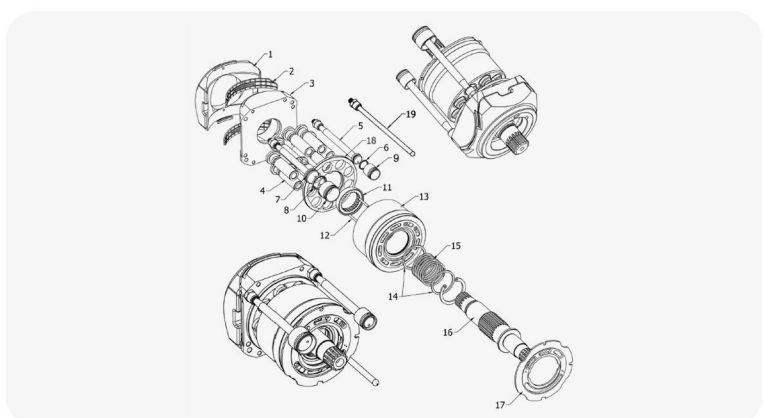
No.	Parts Name & Description	QTY(pcs)
1-A	VALVE PLATE LH (A-TYPE)	1
1-A	VALVE PLATE RH (A-TYPE)	1
1-B	VALVE PLATE LH (B-TYPE)	0
1-B	VALVE PLATE RH (B-TYPE)	0
2	DRIVE SHAFT FRONT	1
2	DRIVE SHAFT REAR	1
3	COIL SPRING	2
4	SPACER	4
5	CYLINDER BLOCK	2
6	PRESS PIN	6
7	BUSHING SMALL	2
8	BUSHING BIG	2
9	BALL GUIDE	2
10	RETAINER PLATE	2
11	PISTON	18
12	RING BIG	2
13	SERVO PISTON BIG	2
14	RING SMALL	2
15	SERVO PISTON SMALL	2
16	PUSH ROD	2
17	FIX PLATE	4
18	SWASH PLATE	2
19	BEARING OF SUPPORT LH	2
19	BEARING OF SUPPORT RH	2
20	SUPPORT LH	1
20	SUPPORT RH	1



Caterpillar I D6H

SPECIFICATION

No.	Parts Name & Description	QTY(pcs)
1	SUPPORT L	1
1	SUPPORT R	1
2	BEARING OF SUPPORT L	2
2	BEARING OF SUPPORT R	2
3	SWASH PLATE	2
4	PISTON	18
5	SERVO PISTON SMALL	2
6	RING SMALL	2
7	SERVO PISTON	2
8	RING BIG	2
9	BUSHING SMALL	2
10	BUSHING BIG	2
11	BALL GUIDE	2
12	PRESS PIN	6
13	CYLINDER BLOCK	2
14	SPACER	4
15	COIL SPRING	2
16	DRIVE SHAFT FRONT	1
16	DRIVE SHAFT REAR	1
17	VALVE PLATE L	1
17	VALVE PLATE R	1
18	RETAINER PLATE	2
19	PUSH ROD	2



PUMP ROTARY PARTS

74

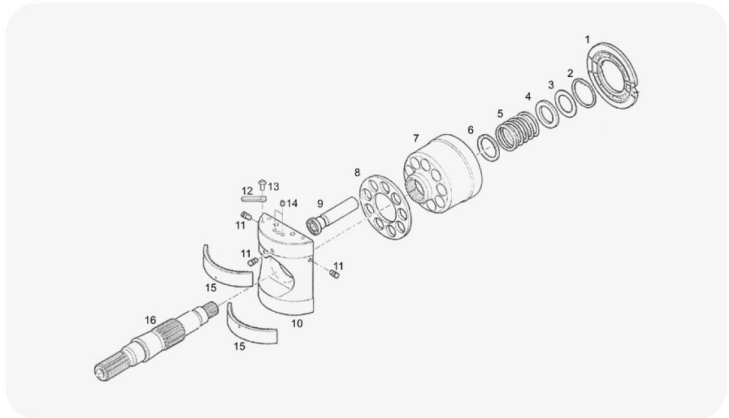
Caterpillar I D11R

SPECIFICATION

No.	Parts Name & Description	QTY(pcs)
1	VALVE PLATE LH	1
1	VALVE PLATE RH	1
2	RETAINING RING	1
3	SPACER A	1
4	WASHER	1
5	COIL SPRING	1
6	SPACER B	1
7	CYLINDER BLOCK	1
8	RETAINER PLATE	1
9	PISTON	9
10	SWASH PLATE	1
15	SLIDING BEARING	2
16	DRIVE SHAFT	1

* Piston Pump Rotating group, Replacement parts and Repair kits.

* Above specifications are subject to change without prior notice for improvement in quality.



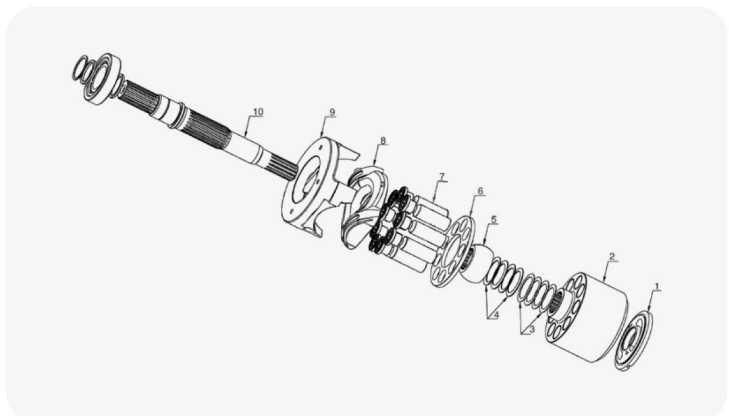
Caterpillar I 450/300

SPECIFICATION

No.	Parts Name & Description	QTY(pcs)
1	VALVE PLATE LH	1
1	VALVE PLATE RH	1
2	CYLINDER BLOCK	2
3	SHIM	8
4	DISK SPRING	8
5	BALL GUIDE	2
6	SET PLATE	2
7	PISTON & SHOE	18
8	SWASH PLATE	2
9	SUPPORT	2
10	DRIVE SHAFT	1
10	DRIVE SHAFT	1

* Piston Pump Rotating group, Replacement parts and Repair kits.

* Above specifications are subject to change without prior notice for improvement in quality.

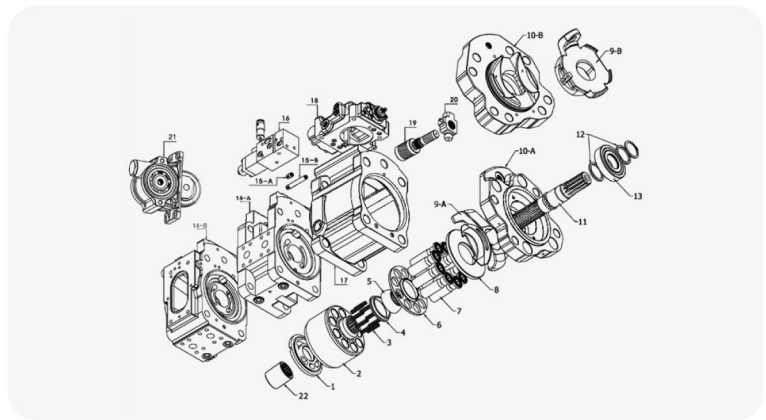


PUMP ROTARY PARTS

Caterpillar I 311

SPECIFICATION

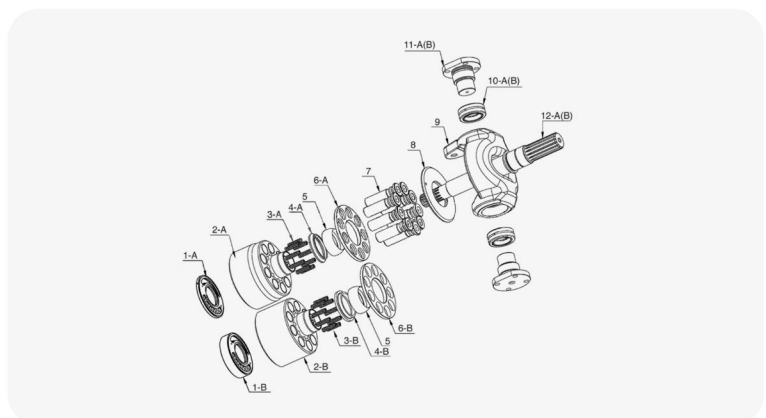
No.	Parts Name & Description	QTY(pcs)
1	VALVE PLATE R	1
1	VALVE PLATE L	1
2	CYLINDER BLOCK	2
3	COIL SPRING	2
4	SPACER OF BALL GUIDE	2
5	BALL GUIDE	2
6	SET PLATE	2
7	PISTON & SHOE	18
8	SHOE PLATE	2
9-B	SWASH PLATE	2
10-B	SUPPORT	2
11	DRIVE SHAFT	2
12	SPACER	4
13	ROLLER BEARING	2
14	VALVE BLOCK	2
15-A	CHECK VALVE LONG	2
15-B	CHECK VALVE SHORT	2
16	EPR VALVE (SOLENOID)	2
17	CASE (HOUSING)	2
18	REGULATOR ASSY	2
19	SERVO PISTON	2
20	TILTING PIN	2
21	CHARGE PUMP	1
22	COUPLING	1



Caterpillar I AP12/14

SPECIFICATION

No.	Parts Name & Description	QTY(pcs)
1	VALVE PLATE LH	1
1	VALVE PLATE RH	1
2	CYLINDER BLCK	2
3	COIL SPRING	18
4	SPACER	2
5	BALL GUIDE	2
6	RETAINER PLATE	2
7	PISTON & SHOE	18
8	SHOE PLATE	2
9	SWASH PLATE	2
10	BEARING	4
11	AXLE SHAFT	4
12	DRIVE SHAFT	1
12	DRIVE SHAFT	1



* Piston Pump Rotating group, Replacement parts and Repair kits.

* Above specifications are subject to change without prior notice for improvement in quality.



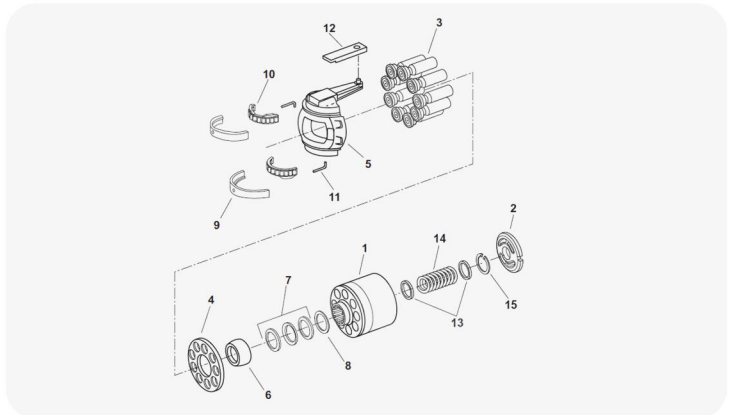
PUMP ROTARY PARTS

76

Caterpillar I D5C

SPECIFICATION

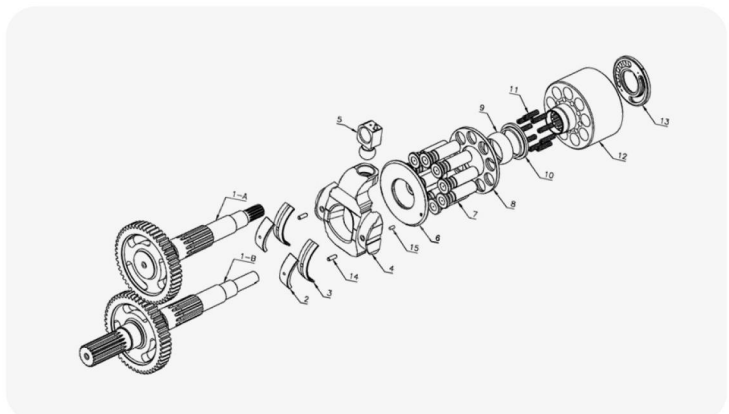
No.	Parts Name & Description	QTY(pcs)
1	BARREL	1
2	LENS PLATE LH	1
2	LENS PLATE RH	1
3	PISTON & SHOE	9
4	RETAINING PLATE	1
5	SWASH PLATE	1
6	RETAINING BALL	1
7	CUP SPRING STACK	1
8	PRELOAD SHIM	1
8	PRELOAD SHIM	0
8	PRELOAD SHIM	0
8	PRELOAD SHIM	0
9	BEARING RACE (PAIR)	1
10	CRADLE BEARING (SET)	1
11	WIRE	2
12	SLIDE RING	1
13	SHIM	2
14	COIL SPRING	1
15	RETAINING RING	1
-	SEAL KITS	1



Caterpillar I SBS80/120/140

SPECIFICATION

No.	Parts Name & Description	QTY(pcs)
1-A	DRIVEN SHAFT	1
1-B	DRIVE SHAFT	1
2	SLIDING BEARING	2
3	SLIDING BEARING	2
4	SWASH PLATE	2
5	TILTING PIN	2
6	SHOE PLATE	2
7	PISTON & SHOE	18
8	RETAINER PLATE	2
9	RETAINER BALL	2
10	SPACER	2
11	COIL SPRING	2
12	CYLINDER BLOCK	2
13	VALVE PLATE RH	1
13	VALVE PLATE LH	1
14	PIN OF SWASH PLATE	4
15	PIN OF SHOE PLATE	2



* Piston Pump Rotating group, Replacement parts and Repair kits.



PUMP ROTARY PARTS

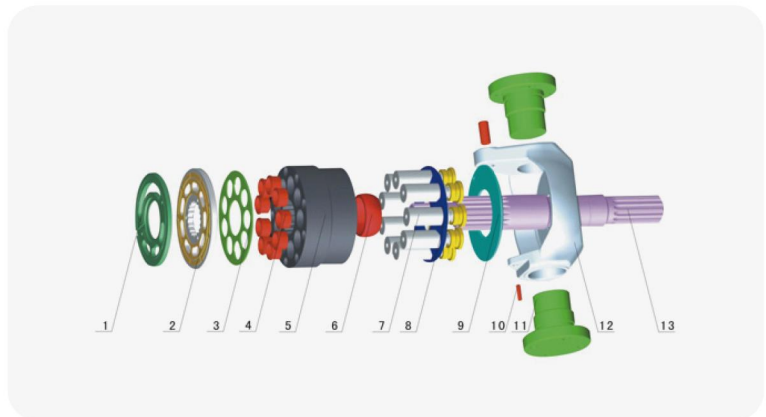
Caterpillar I SPK10/10

SPECIFICATION

No.	Parts Name & Description	QTY(pcs)
1	VALVE PLATE R	1
1	VALVE PLATE L	1
2	BEARING PLATE	2
3	RETAINER PLATE	2
4	DRUM SEAL	18
5	CYLINDER BLOCK	2
6	BALL GUIDE	2
7	PISTON & SHOE	18
8	SET PLATE	2
9	SHOE PLATE	2
10	PIN	4
11	AXLE SHAFT	4
12	SWASH PLATE	2
13	DRIVE SHAFT FRONT	1
13	DRIVE SHAFT REAR	1
14	BEARING	4

* Piston Pump Rotating group, Replacement parts and Repair kits.

* Above specifications are subject to change without prior notice for improvement in quality.



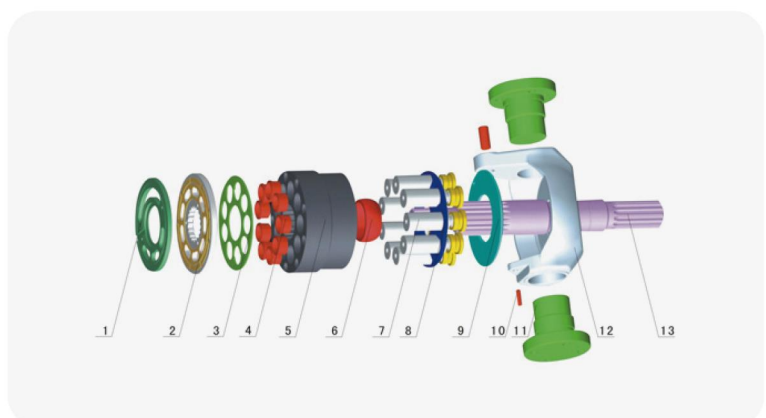
Caterpillar I SPV10/10

SPECIFICATION

No.	Parts Name & Description	QTY(pcs)
1	VALVE PLATE R	1
1	VALVE PLATE L	1
2	BEARING PLATE	2
3	RETAINER PLATE	2
4	DRUM SEAL	18
5	CYLINDER BLOCK	2
6	BALL GUIDE	2
7	PISTON & SHOE	18
8	SET PLATE	2
9	SHOE PLATE	2
10	PIN	4
11	AXLE SHAFT	4
12	SWASH PLATE	2
13	DRIVE SHAFT FRONT	1
13	DRIVE SHAFT REAR	1
14	BEARING	4

* Piston Pump Rotating group, Replacement parts and Repair kits.

* Above specifications are subject to change without prior notice for improvement in quality.



PUMP ROTARY PARTS

78

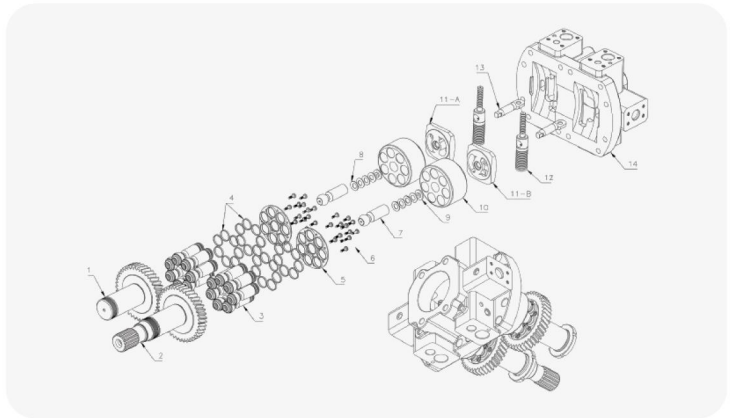
Caterpillar I EX345B

SPECIFICATION

No.	Parts Name & Description	QTY(pcs)
1	DRIVE SHAFT LH	1
2	DRIVE SHAFT RH	1
3	PISTON	14
4	RING OF PISTON	28
5	RETAINER PLATE	2
6	SOCKET BOLT	28
7	CENTER PIN	2
8	DISK SPRING	8
9	DISK SPRING HOLDER	2
10	CYLINDER BLOCK	2
11-A	VALVE PLATE L	1
11-B	VALVE PLATE R	1
12	SERVO PISTON	2
13	SERVO PISTON PIN	2
14	HEAV COVER	1

* Piston Pump Rotating group, Replacement parts and Repair kits.

* Above specifications are subject to change without prior notice for improvement in quality.

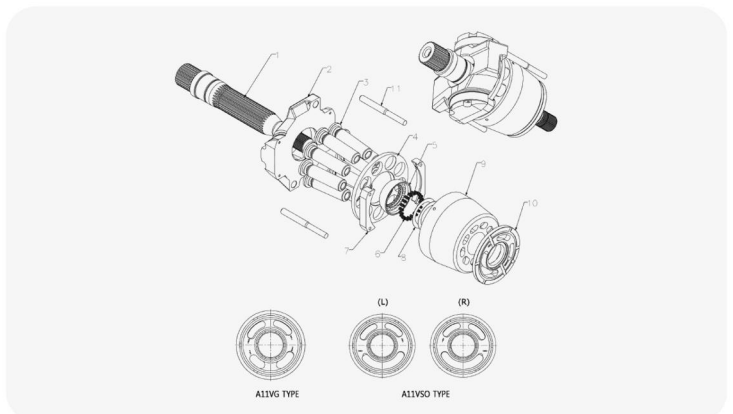



Caterpillar I EX375L

SPECIFICATION

No.	Parts Name & Description	QTY(pcs)
1	DRIVE SHAFT	1
2	SWASH PLATE	1
3	PISTON	9
4	RETAINING PLATE	1
5	RETAINING BALL	1
6	CUP-SPRING STACK	20
7	RETAINING SEGMENT	2
8	SHIM	2
9	CYLINDER BLOCK	1
10	VALVE PLATE LH	1
10	VALVE PLATE RH	1
11	PUSH ROD	2
-	CRADLE BEARING ASSEMBLY SET	1
-	BEARING LINER PAIR	1
-	BIG BEARING	1
-	SMALL BEARING	1
-	SEAL KITS	1

* Piston Pump Rotating group, Replacement parts and Repair kits.



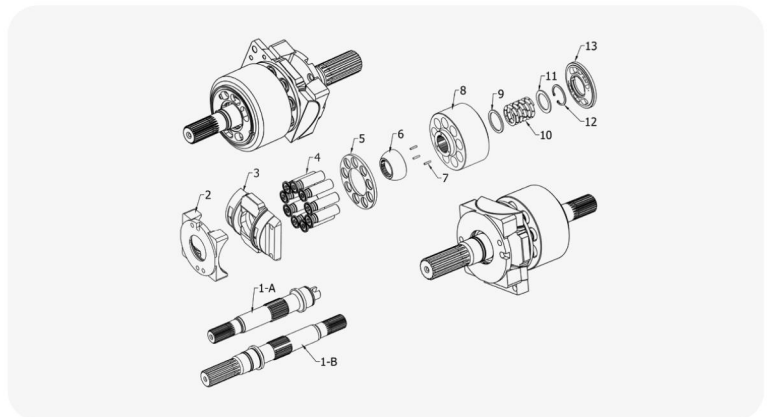
PUMP ROTARY PARTS

Daikin I VRD63

SPECIFICATION

No.	Parts Name & Description	QTY(pcs)
1	DRIVE SHAFT L	1
1	DRIVE SHAFT R	1
2	SUPPORT	1
3	SWASH PLATE	1
4	PISTON SHOE	9
5	SET PLATE	1
6	BALL GUIDE	1
7	PIN OF CYLINDER	3
8	CYLINDER BLOCK	1
9	SPACER A	1
10	COIL SPRING	1
11	SPACER B	1
12	SNAP RING	1
13	VALVE PLATE	1
13	VALVE PLATE	1

* Above specifications are subject to change without prior notice for improvement in quality.



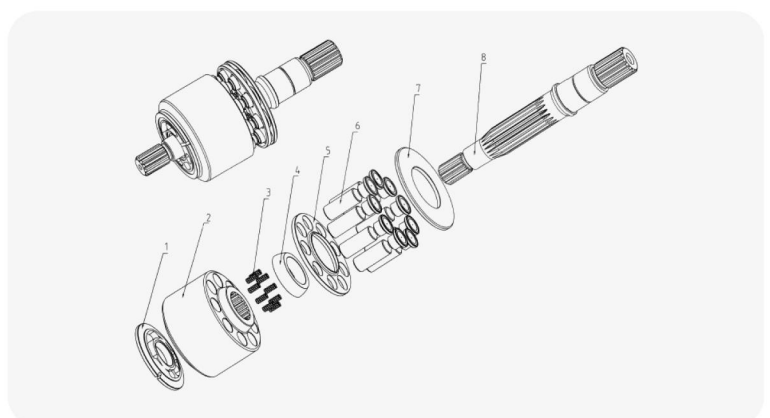

Liebherr I LPV150/165/225/250

SPECIFICATION

No.	Parts Name & Description	QTY(pcs)
1	VALVE PLATE LH	1
1	VALVE PLATE RH	1
2	CYLINDER BLOCK	2
3	COIL SPRING	18
4	BALL GUIDE	2
5	SET PLATE	2
6	PISTON SHOE	18
7	SHOE PLATE	2
8	DRIVE SHAFT FRONT	1
8	DRIVE SHAFT REAR	1
-	SWASH PLATE	2

* Piston Pump Rotating Group, Replacement Parts and Repair Kits.

* Above specifications are subject to change without prior notice for improvement in quality.



PUMP ROTARY PARTS

80

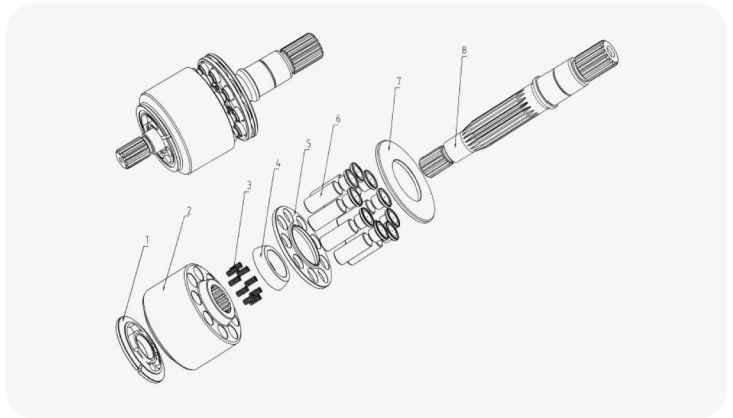
Liebherr I LPVD35/45/64/90/100/107/125/140//150/160/165...

SPECIFICATION

No.	Parts Name & Description	QTY(pcs)
1	VALVE PLATE L	1
1	VALVE PLATE R	1
2	CYLINDER BLOCK	2
3	COIL SPRING	18
4	BALL GUIDE	2
5	SET PLATE	2
6	PISTON SHOE	18
7	SHOE PLATE	2
8	DRIVE SHAFT FRONT	1
8	DRIVE SHAFT REAR	1
-	SWASH PLATE	2
-	BEARING SEAT	4
-	BARREL SPACER	4

* Twin Pump Rotating Group and Replacement Parts.

* Above specifications are subject to change without prior notice for improvement in quality.



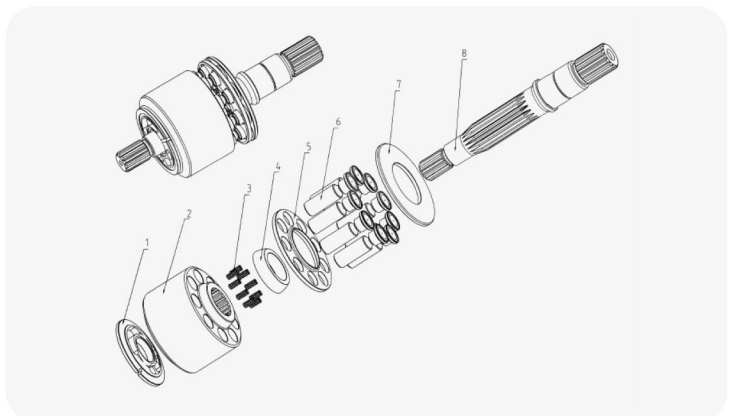
Liebherr I LPVD75

SPECIFICATION

No.	Parts Name & Description	QTY(pcs)
1	VALVE PLATE L	1
1	VALVE PLATE R	1
2	CYLINDER BLOCK	2
3	COIL SPRING	18
4	BALL GUIDE	2
5	SET PLATE	2
6	PISTON SHOE	18
7	SHOE PLATE	2
8	DRIVE SHAFT FRONT	1
8	DRIVE SHAFT REAR	1
-	SWASH PLATE	2
-	BEARING SEAT	4
-	SWASH PLATE BEARING	4
-	BARREL SPACER	4

* Twin Pump Rotating Group and Replacement Parts.

* Above specifications are subject to change without prior notice for improvement in quality.



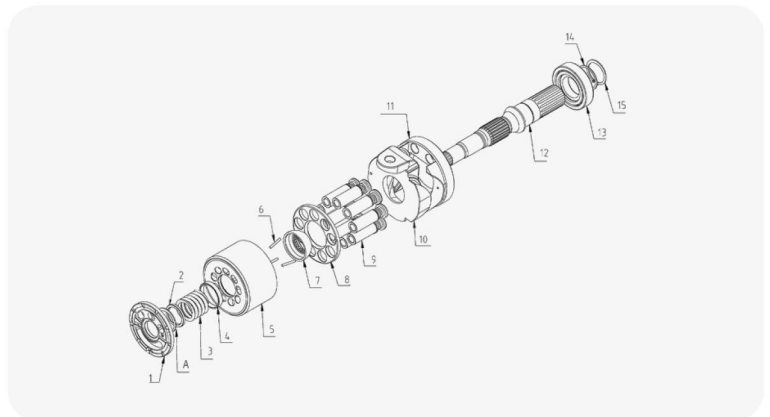
PUMP ROTARY PARTS

Komatsu I PC1250

SPECIFICATION

No.	Parts Name & Description	QTY(pcs)
1	VALVE PLATE L	1
1	VALVE PLATE R	0
2	SPACER	1
3	COIL SPRING	1
4	SPACER	1
5	CYLINDER BLOCK	1
6	PRESS PIN	3
7	BALL GUIDE	1
8	SET PLATE	1
9	PISTON & SHOE	9
10	CAM ROCKER	1
11	CRADLE	1
12	DRIVE SHAFT FRONT	1
12	DRIVE SHAFT REAR	1
13	ROLLER BEARING	1
14	SPACER	1
15	SNAP RING	1

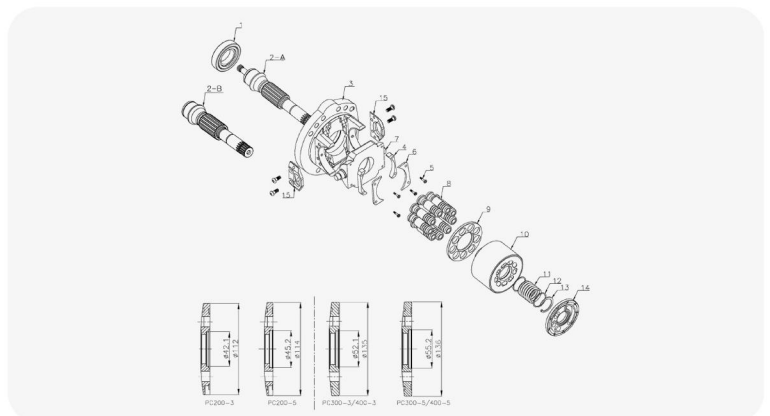
* Above specifications are subject to change without prior notice for improvement in quality.



Komatsu I PC120/120-3/120-5

SPECIFICATION

No.	Parts Name & Description	QTY(pcs)
1	ROLLER BEARING	1
2-A	DRIVE SHAFT FRONT	1
2-B	DRIVE SHAFT REAR	1
3	CRADLE FRONT	1
4	CRADLE REAR	1
4	SPACER	2
5	SOCKET BOLT	4
6	RETAINER	2
7	CAM ROCKER	1
8	PISTON & SHOE	9
9	RETAINER PLATE	1
10	CYLINDER BLOCK	1
11	COIL SPRING	1
12	SPACER	2
13	SNAP RING	1
14	VALVE PLATE R	1
14	VALVE PLATE L	1
15	THRUST BEARING	2



PUMP ROTARY PARTS

82

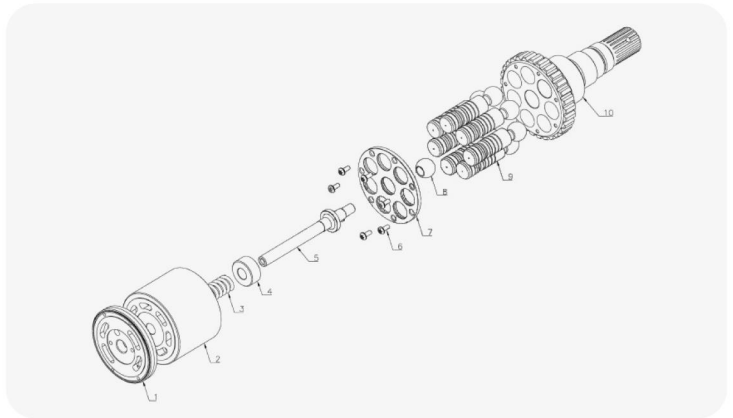
Komatsu I PC200-2

SPECIFICATION

No.	Parts Name & Description	QTY(pcs)
1	VALVE PLATE	1
2	CYLINDER BLOCK	1
3	COIL SPRING	1
4	HOLDER	1
5	CENTER PIN	1
6	SOCKET BOLT	7
7	RETAINER PLATE	1
8	CENTER BALL	1
9	PISTON	7
10	DRIVE SHAFT	1

* Hydraulic Main Pump Rotating group, Replacement parts and Repair kits.

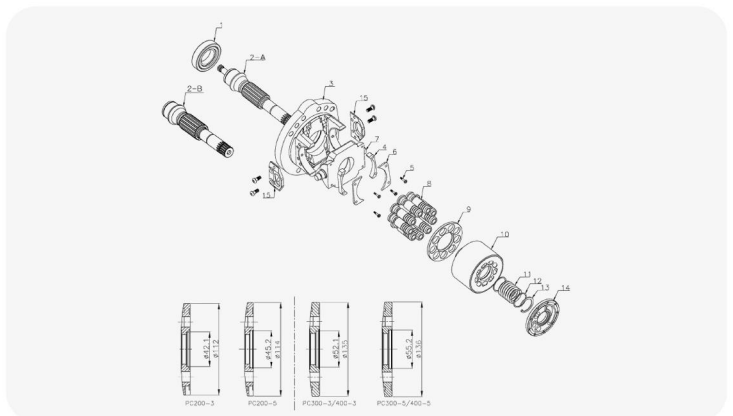
* Above specifications are subject to change without prior notice for improvement in quality.



Komatsu I PC200-3/220-3/240-3

SPECIFICATION

No.	Parts Name & Description	QTY(pcs)
1	ROLLER BEARING	1
2-A	DRIVE SHAFT FRONT	1
2-B	DRIVE SHAFT REAR	1
3	CRADLE R	1
4	CRADLE L	1
4	SPACER	2
5	SOCKET BOLT	4
6	RETAINER	2
7	CAM ROCKER	1
8	PISTON & SHOE	9
9	RETAINER PLATE	1
10	CYLINDER BLOCK	1
11	COIL SPRING	1
12	SPACER	2
13	SNAP RING	1
14	VALVE PLATE R	1
14	VALVE PLATE L	1
15	THRUST BEARING	2

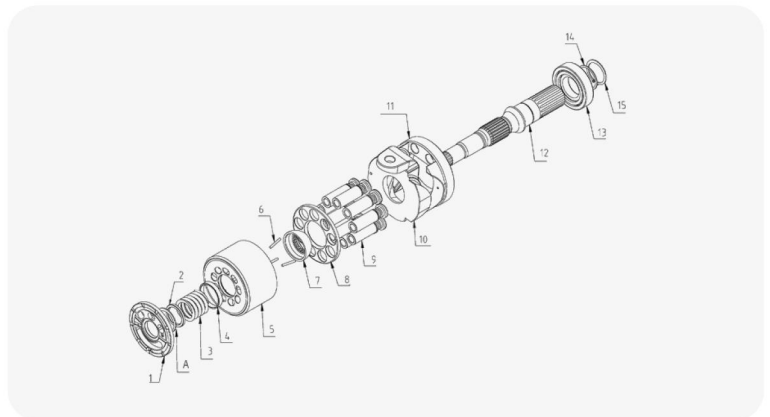


PUMP ROTARY PARTS

Komatsu I PC200-5/220-5

SPECIFICATION

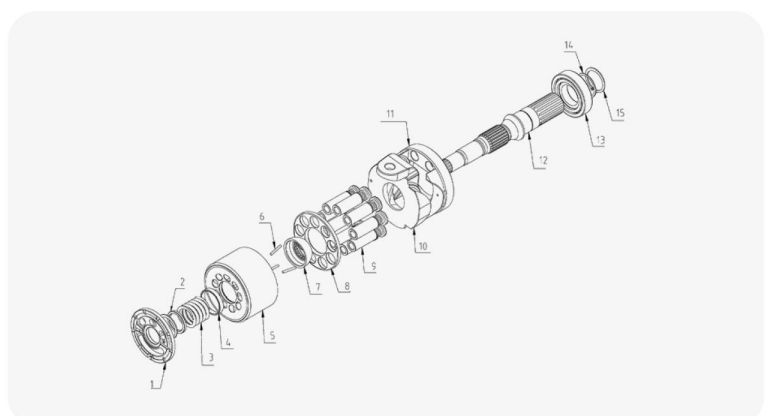
No.	Parts Name & Description	QTY(pcs)
1	ROLLER BEARING	1
2-A	DRIVE SHAFT FRONT	1
2-B	DRIVE SHAFT REAR	1
3	CRADLE FRONT	1
4	CRADLE REAR	1
4	SPACER	2
5	SOCKET BOLT	4
6	RETAINER	2
7	CAM ROCKER	1
8	PISTON & SHOE	9
9	RETAINER PLATE	1
10	CYLINDER BLOCK	1
11	COIL SPRING	1
12	SPACER	2
13	SNAP RING	1
14	VALVE PLATE R	1
14	VALVE PLATE L	1
15	THRUST BEARING	2



Komatsu I PC200-6

SPECIFICATION

No.	Parts Name & Description	QTY(pcs)
1	VALVE PLATE L	1
1	VALVE PLATE R	0
2	SPACER	1
3	COIL SPRING	1
4	SPACER	1
5	CYLINDER BLOCK	1
6	PRESS PIN	3
7	BALL GUIDE	1
8	SET PLATE	1
9	PISTON & SHOE	9
10	CAM ROCKER	1
11	CRADLE	1
12	DRIVE SHAFT	1
13	ROLLER BEARING	1
14	SPACER	1
15	SNAP RING	1



* Hydraulic Main Pump Rotating group, Replacement parts and Repair kits.



PUMP ROTARY PARTS

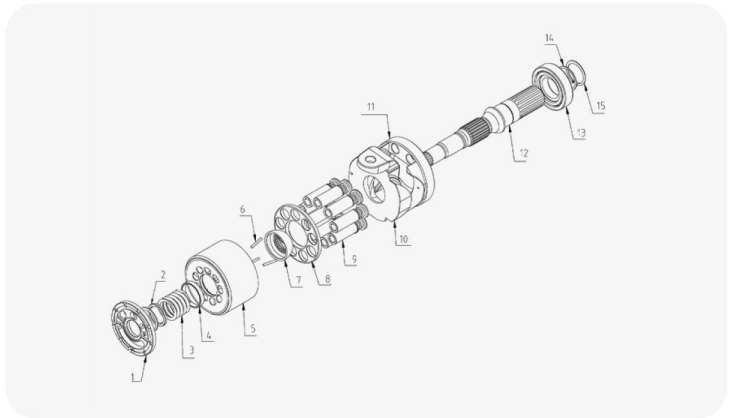
84

Komatsu I PC220-6/200-7/220-7

SPECIFICATION

No.	Parts Name & Description	QTY(pcs)
1	VALVE PLATE L	1
1	VALVE PLATE R	0
2	SPACER	1
3	COIL SPRING	1
4	SPACER	1
5	CYLINDER BLOCK	1
6	PRESS PIN	3
7	BALL GUIDE	1
8	SET PLATE	1
9	PISTON & SHOE	9
10	CAM ROCKER	1
11	CRADLE	1
12	DRIVE SHAFT FRONT	1
12	DRIVE SHAFT REAR	1
13	ROLLER BEARING	1
14	SPACER	1
15	SNAP RING	1

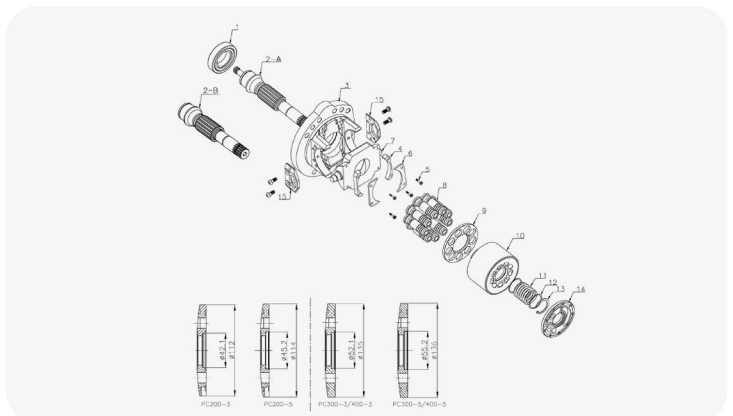
* Hydraulic Main Pump Rotating group, Replacement parts and Repair kits.



Komatsu I PC300-3/400-3/300-5/400-5

SPECIFICATION

No.	Parts Name & Description	QTY(pcs)
1	ROLLER BEARING	1
2-A	DRIVE SHAFT FRONT	1
2-B	DRIVE SHAFT REAR	1
3	CRADLE FRONT	1
4	CRADLE REAR	1
4	SPACER	2
5	SOCKET BOLT	4
6	RETAINER	2
7	CAM ROCKER	1
8	PISTON & SHOE	9
9	RETAINER PLATE	1
10	CYLINDER BLOCK	1
11	COIL SPRING	1
12	SPACER	2
13	SNAP RING	1
14	VALVE PLATE R	1
14	VALVE PLATE L	1
15	THRUST BEARING	2



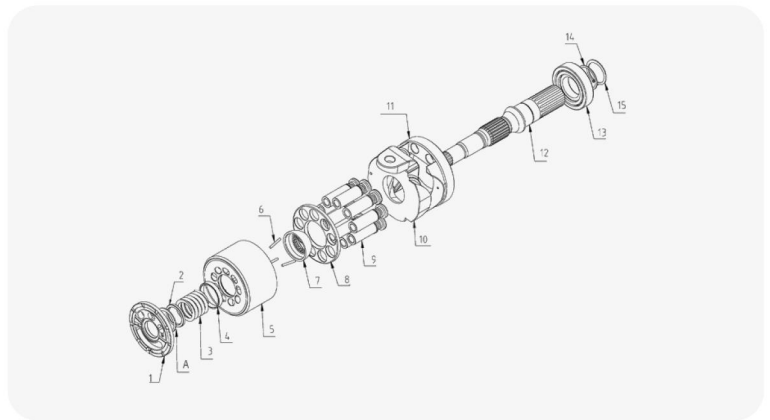
PUMP ROTARY PARTS

Komatsu I PC200-8

SPECIFICATION

No.	Parts Name & Description	QTY(pcs)
1	VALVE PLATE L	1
1	VALVE PLATE R	1
2	SPACER	1
3	COIL SPRING	1
4	SPACER	1
5	CYLINDER BLOCK	1
6	PRESS PIN	1
7	BALL GUIDE	1
8	SET PLATE	1
9	PISTON & SHOE	9
10	CAM ROCKER	1
11	CRADLE	1
12	DRIVE SHAFT FRONT	1
12	DRIVE SHAFT REAR	1
13	ROLLER BEARING	1
14	SPACER	1
15	SNAP RING	1

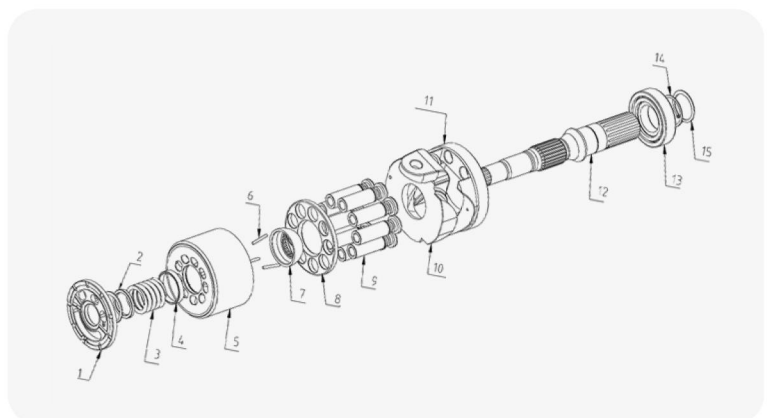
* Hydraulic Main Pump Rotating group, Replacement parts and Repair kits.



Komatsu I HPV132/135/PC300-7/400-7/360-7/340-7

SPECIFICATION

No.	Parts Name & Description	QTY(pcs)
1	VALVE PLATE L	1
1	VALVE PLATE R	1
2	SPACER	1
3	COIL SPRING	1
4	SPACER	1
5	CYLINDER BLOCK	1
6	PRESSURE PIN	3
7	BALL GUIDE	1
8	RETAINER PLATE	1
9	PISTON & SHOE	9
10	CAM ROCKER	1
11	CRADLE	1
12	DRIVE SHAFT FRONT	1
12	DRIVE SHAFT REAR	1
13	ROLLER BEARING	1
14	SPACER	1
15	SNAP RING	1
A	SNAP RING	1



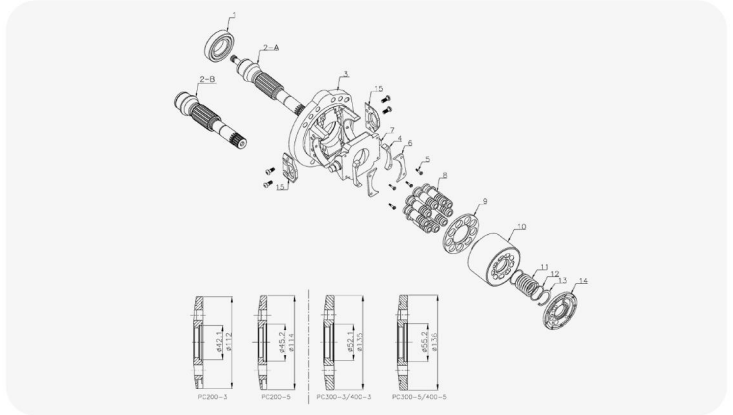
PUMP ROTARY PARTS

86

Komatsu I HPV160

SPECIFICATION

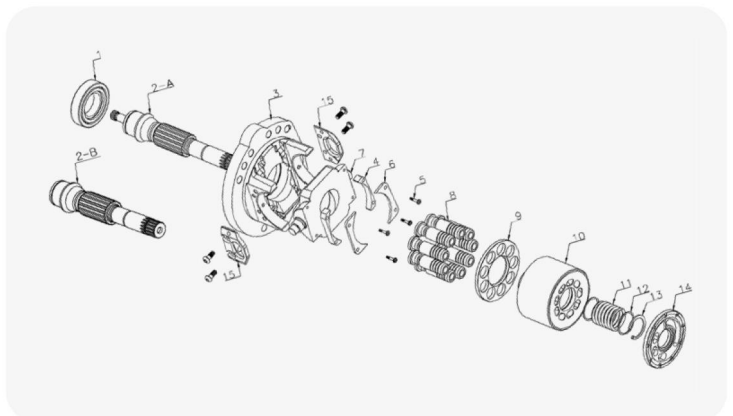
No.	Parts Name & Description	QTY(pcs)
1	ROLLER BEARING	1
2-A	DRIVE SHAFT FRONT	1
2-B	DRIVE SHAFT REAR	1
3	CRADLE FRONT	1
4	CRADLE REAR	1
4	SPACER	2
5	SOCKET BOLT	4
6	RETAINER	2
7	CAM ROCKER	1
8	PISTON & SHOE	9
9	RETAINER PLATE	1
10	CYLINDER BLOCK	1
11	COIL SPRING	1
12	SPACER	2
13	SNAP RING	1
14	VALVE PLATE R	1
14	VALVE PLATE L	1
15	THRUST BEARING	2



Komatsu I HPV35/55/90

SPECIFICATION

No.	Parts Name & Description	QTY(pcs)
1	ROLLER BEARING	1
2-A	DRIVE SHAFT FRONT	1
2-B	DRIVE SHAFT REAR	1
3	CRADLE FRONT	1
4	CRADLE REAR	1
4	SPACER	2
5	SOCKET BOLT	4
6	RETAINER	2
7	CAM ROCKER	1
8	PISTON & SHOE	9
9	RETAINER PLATE	1
10	CYLINDER BLOCK	1
11	COIL SPRING	1
12	SPACER	2
13	SNAP RING	1
14	VALVE PLATE R	1
14	VALVE PLATE L	1
15	THRUST BEARING	2



PUMP ROTARY PARTS

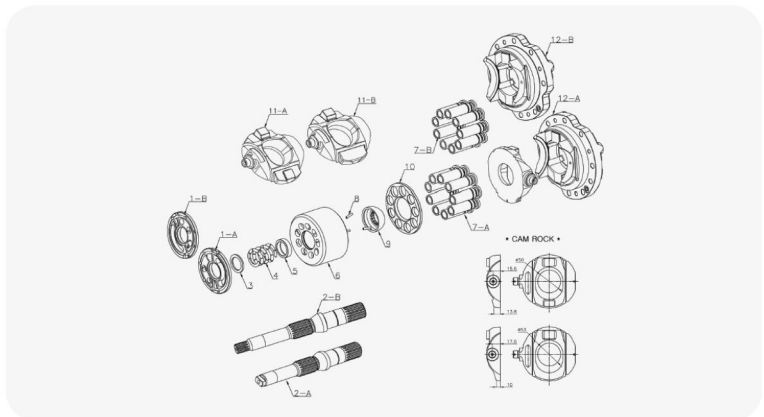
Komatsu I HPV75

SPECIFICATION

No.	Parts Name & Description	QTY(pcs)
1	VALVE PLATE L	1
1	VALVE PLATE R	1
2	DRIVE SHAFT	1
3	SPACER	1
4	COIL SPRING	1
5	SPACER	1
6	CYLINDER BLOCK	1
7	PISTON & SHOE	9
8	PRESS PIN	3
9	BALL GUIDE	1
10	SET PLATE	1
11	CAM ROCKER	1
12	CRADLE	1

* Hydraulic Piston Pump's Rotating group, Cylinder block kits, Replacement parts and Repair kits.

* Above specifications are subject to change without prior notice for improvement in quality.

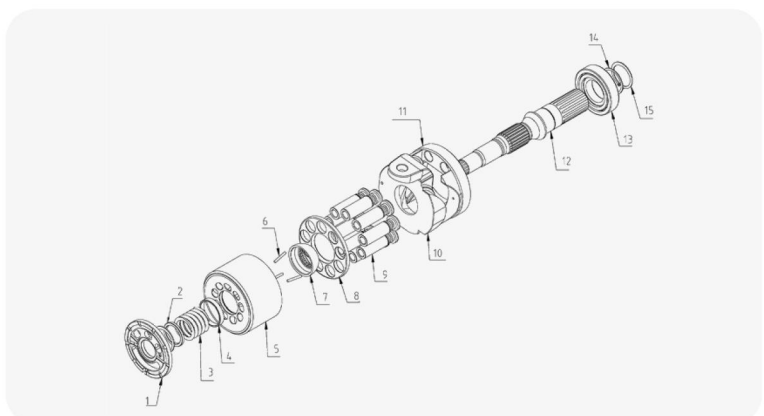


Komatsu I HPV95/PC120-6

SPECIFICATION

No.	Parts Name & Description	QTY(pcs)
1	VALVE PLATE L	1
1	VALVE PLATE R	0
2	SPACER	1
3	COIL SPRING	1
4	SPACER	1
5	CYLINDER BLOCK	1
6	PRESS PIN	3
7	BALL GUIDE	1
8	SET PLATE	1
9	PISTON & SHOE	9
10	CAM ROCKER	1
11	CRADLE	1
12	DRIVE SHAFT	1
13	ROLLER BEARING	1
14	SPACER	1
15	SNAP RING	1

* Hydraulic Main Pump Rotating group, Replacement parts and Repair kits.



PUMP ROTARY PARTS

88

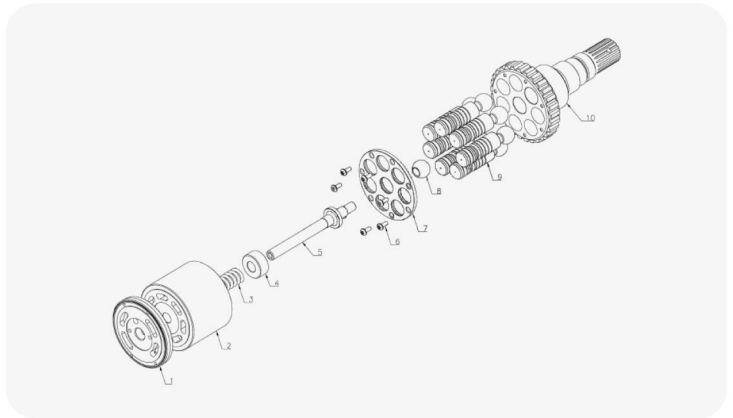
Komatsu I KPV90/105

SPECIFICATION

No.	Parts Name & Description	QTY(pcs)
1	VALVE PLATE	1
2	CYLINDER BLOCK	1
3	COIL SPRING	1
4	HOLDER	1
5	CENTER PIN	1
6	SOCKET BOLT	7
7	RETAINER PLATE	1
8	CENTER BALL	1
9	PISTON	7
10	DRIVE SHAFT	1

* Hydraulic Piston Pump's Rotating group, Cylinder block kits, Replacement parts and Repair kits.

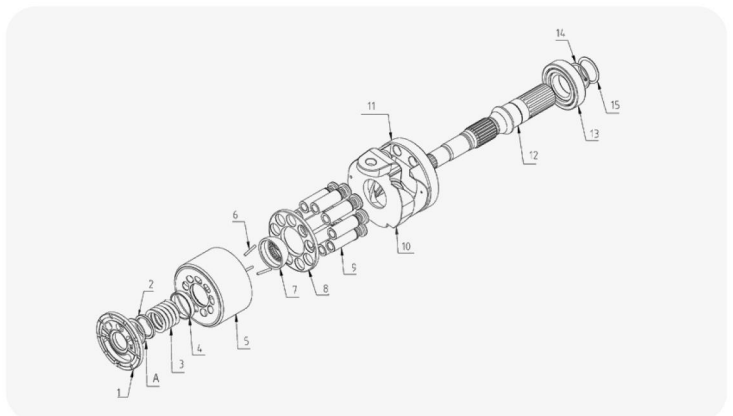
* Above specifications are subject to change without prior notice for improvement in quality.



Komatsu I PC300-6/400-6

SPECIFICATION

No.	Parts Name & Description	QTY(pcs)
1	VALVE PLATE L	1
1	VALVE PLATE R	1
2	SPACER	1
3	COIL SPRING	1
4	SPACER	1
5	CYLINDER BLOCK	1
6	PRESS PIN	1
7	BALL GUIDE	1
8	RETAINER PLATE	1
9	PISTON & SHOE	9
10	CAM ROCKER	1
11	CRADLE	1
12	DRIVE SHAFT FRONT	1
12	DRIVE SHAFT REAR	1
13	ROLLER BEARING	1
14	SPACER	1
15	SNAP RING	1
A	SNAP RING	1



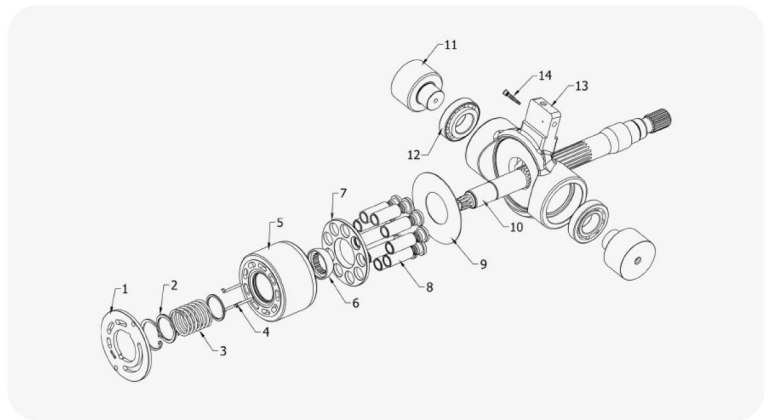
PUMP ROTARY PARTS

Komatsu I PC30-7/75UU

SPECIFICATION

No.	Parts Name & Description	QTY(pcs)
1	VALVE PLATE L	0
1	VALVE PLATE R	1
2	SPACER	2
3	COIL SPRING	1
4	PRESS PIN	3
5	CYLINDER BLOCK	1
6	BALL GUIDE	1
7	RETAINER PLATE	1
8	PISTON & SHOE	9
9	SHOE PLATE	1
10	DRIVE SHAFT	1
11	AXLE SHAFT	2
12	BEARING	2
13	SWASH PLATE	1
14	COMPEN PISTON	1

* Above specifications are subject to change without prior notice for improvement in quality.





Komatsu I PC45

SPECIFICATION

No.	Parts Name & Description	QTY(pcs)
1	DRIVE SHAFT	1
2	SWASH PLATE	1
3	ROD	1
4	PIN OF SWASH PLATE	1
5	SHOE PLATE	1
6	PISTON	10
7	SET PLATE	1
8	BALL GUIDE	1
9	PUSH ROD	3
10	CYLINDER BLOCK	1
11	SPACER	2
12	COIL SPRING	1
13	VALVE PLATE L	0
13	VALVE PLATE R	1

* Above specifications are subject to change without prior notice for improvement in quality.



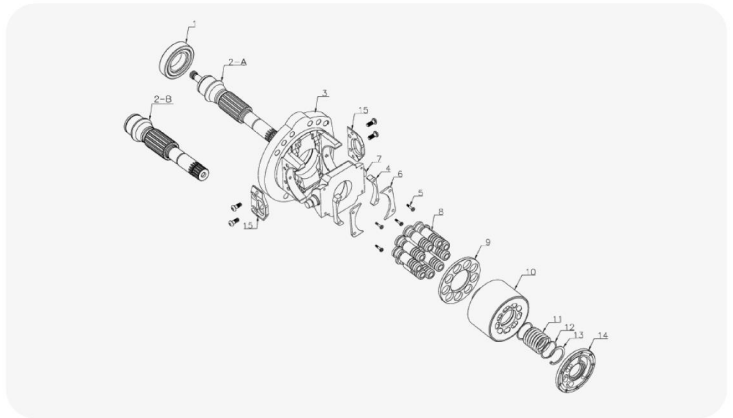
PUMP ROTARY PARTS

90

Komatsu I PC60/60-3/60-5

SPECIFICATION

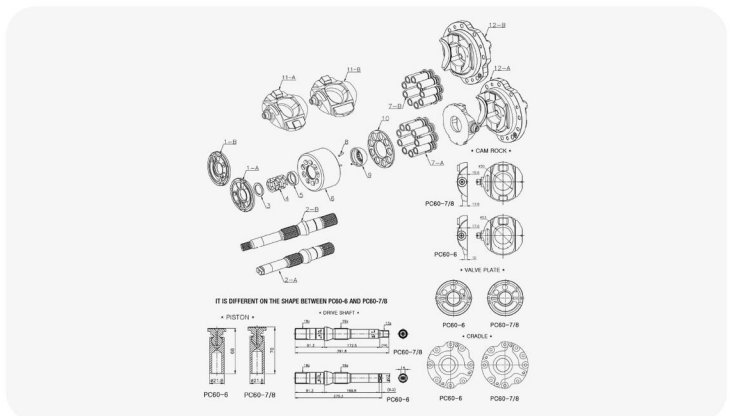
No.	Parts Name & Description	QTY(pcs)
1	ROLLER BEARING	1
2-A	DRIVE SHAFT FRONT	1
2-B	DRIVE SHAFT REAR	1
3	CRADLE FRONT	1
4	CRADLE REAR	1
4	SPACER	2
5	SOCKET BOLT	4
6	RETAINER	2
7	CAM ROCKER	1
8	PISTON & SHOE	9
9	RETAINER PLATE	1
10	CYLINDER BLOCK	1
11	COIL SPRING	1
12	SPACER	2
13	SNAP RING	1
14	VALVE PLATE R	1
14	VALVE PLATE L	1
15	THRUST BEARING	2



Komatsu I PC60-6/60-7/60-8

SPECIFICATION

No.	Parts Name & Description	QTY(pcs)
1-B	VALVE PLATE L	1
1-B	VALVE PLATE R	1
2-A	DRIVE SHAFT	1
3	SPACER	1
4	COIL SPRING	1
5	SPACER	1
6	CYLINDER BLOCK	1
7-B	PISTON & SHOE	9
8	PRESS PIN	3
9	BALL GUIDE	1
10	SET PLATE	1
11-B	CAM ROCKER	1
12-B	CRADLE	1



* Hydraulic Piston Pump's Rotating group, Cylinder block kits, Replacement parts and Repair kits.

* Above specifications are subject to change without prior notice for improvement in quality.



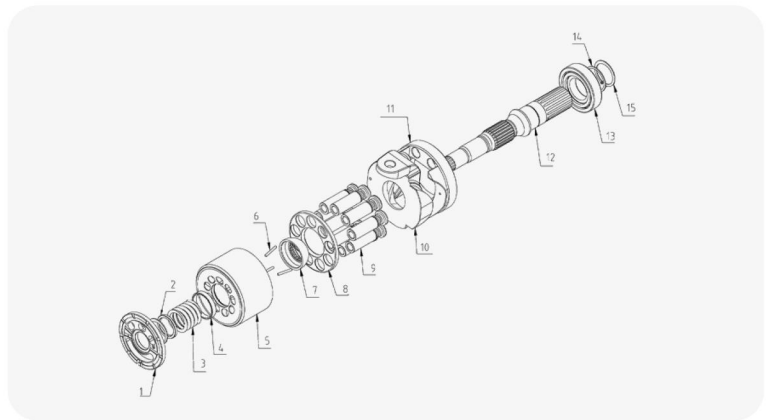
PUMP ROTARY PARTS

Komatsu I PC71

SPECIFICATION

No.	Parts Name & Description	QTY(pcs)
1	VALVE PLATE L	0
1	VALVE PLATE R	1
2	SPACER	1
3	COIL SPRING	1
4	SPACER	1
5	CYLINDER BLOCK	1
6	PRESS PIN	3
7	BALL GUIDE	1
8	SET PLATE	1
9	PISTON & SHOE	9
10	CAM ROCKER	1
11	CRADLE	1
12	DRIVE SHAFT	1
13	ROLLER BEARING	1
14	SPACER	1
15	SNAP RING	1

* Above specifications are subject to change without prior notice for improvement in quality.

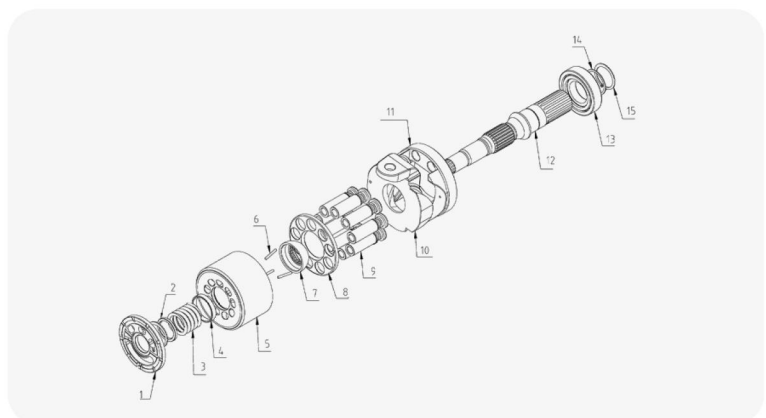


Komatsu I PC40-8/50/55/56

SPECIFICATION

No.	Parts Name & Description	QTY(pcs)
1	VALVE PLATE L	0
1	VALVE PLATE R	1
2	SPACER	1
3	COIL SPRING	1
4	SPACER	1
5	CYLINDER BLOCK	1
6	PRESS PIN	3
7	BALL GUIDE	1
8	SET PLATE	1
9	PISTON & SHOE	9
10	CAM ROCKER	1
11	CRADLE	1
12	DRIVE SHAFT	1
13	ROLLER BEARING	1
14	SPACER	1
15	SNAP RING	1

* Above specifications are subject to change without prior notice for improvement in quality.



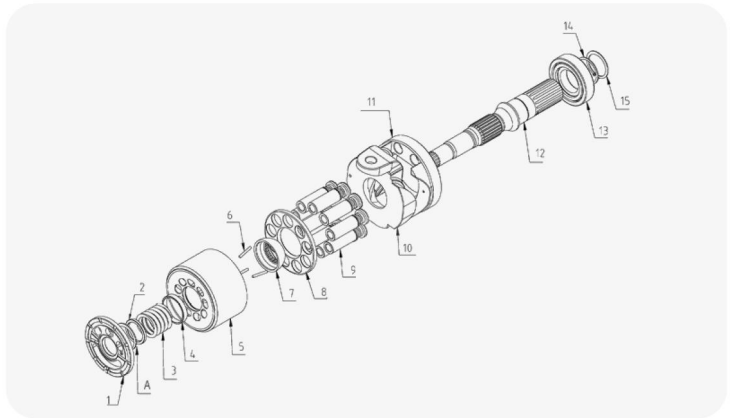
PUMP ROTARY PARTS

92

Komatsu I PC320

SPECIFICATION

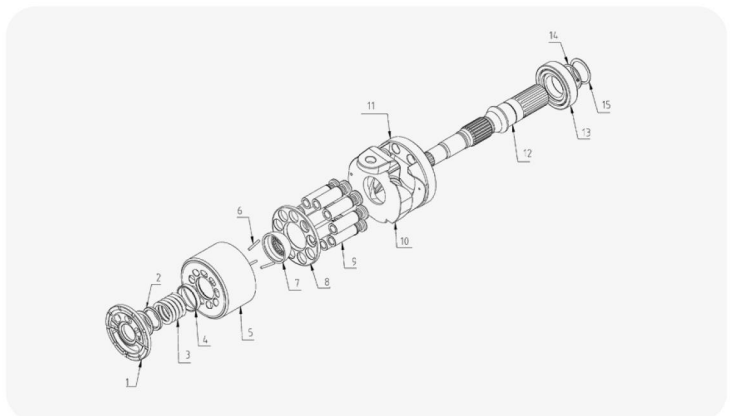
No.	Parts Name & Description	QTY(pcs)
1	VALVE PLATE L	1
1	VALVE PLATE R	1
2	SPACER	1
3	COIL SPRING	1
4	SPACER	1
5	CYLINDER BLOCK	1
6	PRESS PIN	3
7	BALL GUIDE	1
8	RETAINER PLATE	1
9	PISTON & SHOE	9
10	CAM ROCKER	1
11	CRADLE	1
12	DRIVE SHAFT FRONT	1
12	DRIVE SHAFT REAR	1
13	ROLLER BEARING	1
14	SPACER	1
15	SNAP RING	1
A	SNAP RING	1



Komatsu I PC160

SPECIFICATION

No.	Parts Name & Description	QTY(pcs)
1	VALVE PLATE L	1
1	VALVE PLATE R	1
2	SPACER	1
3	COIL SPRING	1
4	SPACER	1
5	CYLINDER BLOCK	1
6	PRESS PIN	3
7	BALL GUIDE	1
8	RETAINER PLATE	1
9	PISTON & SHOE	9
10	CAM ROCKER	1
11	CRADLE	1
12	DRIVE SHAFT FRONT	1
12	DRIVE SHAFT REAR	1
13	ROLLER BEARING	1
14	SPACER	1
15	SNAP RING	1
A	SNAP RING	1



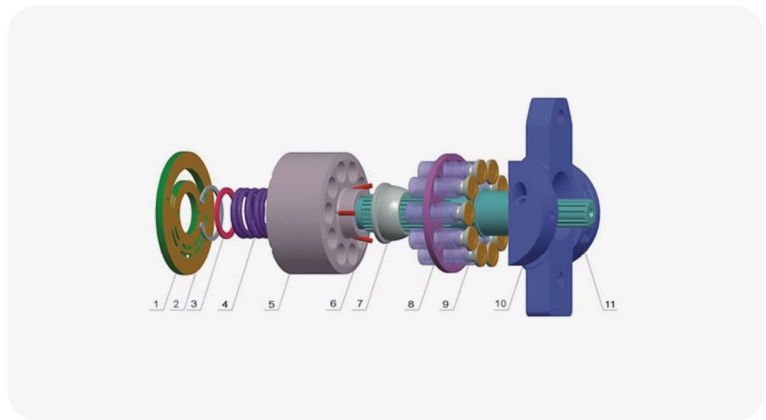
PUMP ROTARY PARTS

Kayaba I PSVK2-21/25/27

SPECIFICATION

No.	Parts Name & Description	QTY(pcs)
1	VALVE PLATE LH	0
1	VALVE PLATE RH	1
2	RETAINING RING	1
3	SPACER	2
4	CYLINDER BLOCK SPRING	1
5	CYLINDER BLOCK	1
6	PRESS PIN	3
7	BALL GUIDE	1
8	SET PLATE	1
9	PISTON	10
10	SWASH PLATE	1
11	DRIVE SHAFT	1

* Above specifications are subject to change without prior notice for improvement in quality.

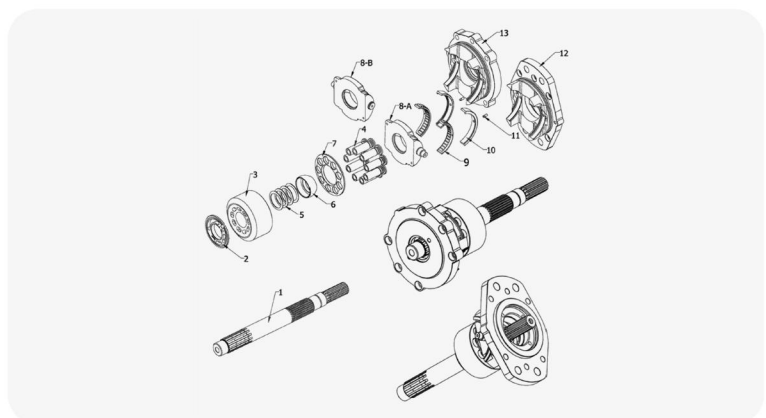


Kayaba I PSV2-55T

SPECIFICATION

No.	Parts Name & Description	QTY(pcs)
1	DRIVE SHAFT	1
2	VALVE PLATE L	1
2	VALVE PLATE R	1
3	CYLINDER BLOCK	1
4	PISTON SHOE	9
5	DISK SPRING	4
6	BALL GUIDE	1
7	SET PLATE	1
8-A	SWASH PLATE L	1
8-B	SWASH PLATE R	1
9	SLIDING BEARING	2
10	BEARING COVER	2
11	PIN	2
12	CRADLE R	1
13	CRADLE L	1

* Above specifications are subject to change without prior notice for improvement in quality.



PUMP ROTARY PARTS

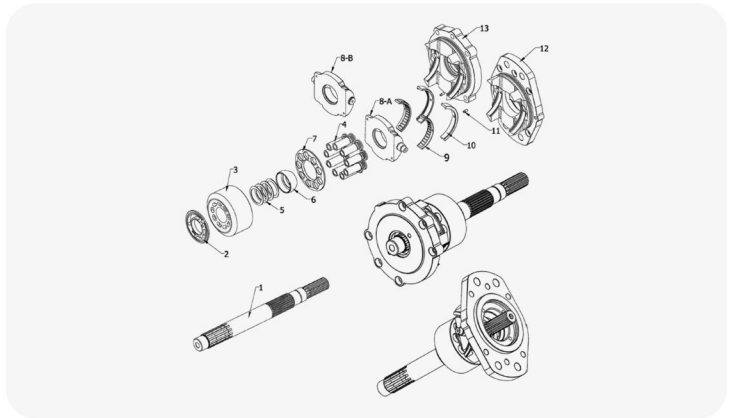
94

Kayaba I PSV2-60T/62T/63T/66T

SPECIFICATION

No.	Parts Name & Description	QTY(pcs)
1-B	DRIVE SHAFT L	1
1-C	DRIVE SHAFT R	1
2	VALVE PLATE L	1
2	VALVE PLATE R	1
3	CYLINDER BLOCK	1
4	PISTON SHOE	9
5	DISK SPRING	4
6	BALL GUIDE	1
7	SET PLATE	1
8	SWASH PLATE	1
9	SLIDING BEARING	2
10	BEARING COVER	2
11	PIN	2
12	CRADLE R	1
13	CRADLE L	1

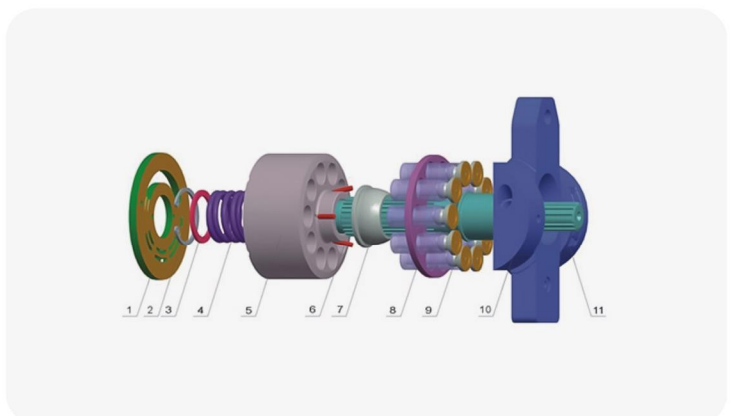
* Above specifications are subject to change without prior notice for improvement in quality.



Kayaba I PSVD-12/16/19/21/26/27

SPECIFICATION

No.	Parts Name & Description	QTY(pcs)
1	VALVE PLATE LH	1
1	VALVE PLATE RH	1
2	RETAINING RING	1
3	SPACER	2
4	CYLINDER BLOCK SPRING	1
5	CYLINDER BLOCK	1
6	PRESS PIN	3
7	BALL GUIDE	1
8	SET PLATE	1
9	PISTON	10
10	SWASH PLATE	1
11	DRIVE SHAFT	1
-	BEARING PLATE	1
-	CRADLE	1
-	CRADLE BEARING	2
-	BODY	1
-	COIL SPRING	10
-	PUSH ROD	1
-	ADJUSTABLE ROD	1
-	BIG BEARING	1
-	SMALL BEARING	1
-	SPOOL	1
-	SPRING SEAT	1
-	INTERNAL ROTOR	1
-	EXTERNAL ROTOR	1
-	DISK SPRING	4
-	REPAIR KITS	1
-	PILOT PUMP	1
-	ROTARY GROUP	1

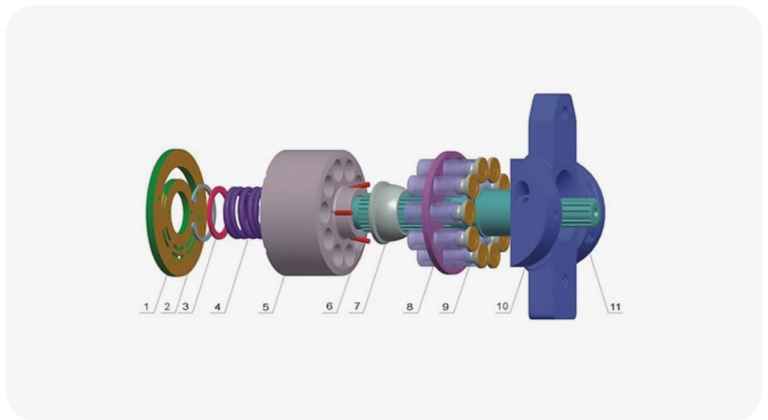


PUMP ROTARY PARTS

Kayaba I PSVD2-12/16/17/18/19/21/26/27

SPECIFICATION

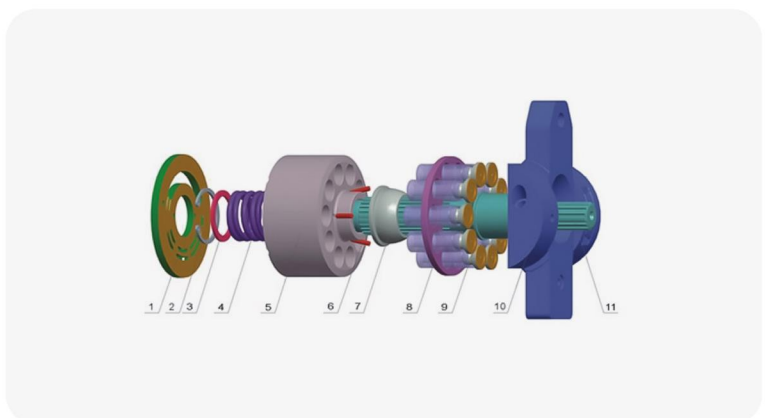
No.	Parts Name & Description	QTY(pcs)
1	VALVE PLATE LH	1
1	VALVE PLATE RH	1
2	RETAINING RING	2
3	SPACER	4
4	CYLINDER BLOCK SPRING	2
5	CYLINDER BLOCK	2
6	PRESS PIN	6
7	BALL GUIDE	2
8	SET PLATE	2
9	PISTON	20
10	SWASH PLATE	2
11	DRIVE SHAFT	2
-	BEARING PLATE	2
-	CRADLE	2
-	CRADLE BEARING	4
-	BODY	2
-	COIL SPRING	20
-	PUSH ROD	2
-	ADJUSTABLE ROD	2
-	BIG BEARING	2
-	SMALL BEARING	2
-	SPOOL	2
-	SPRING SEAT	2
-	INTERNAL ROTOR	2
-	EXTERNAL ROTOR	2
-	DISK SPRING	8
-	REPAIR KITS	2
-	PILOT PUMP	1
-	ROTARY GROUP	2



Kayaba I PSVL36/42/54

SPECIFICATION

No.	Parts Name & Description	QTY(pcs)
1	VALVE PLATE	1
2	RETAINING RING	1
3	SPACER	2
4	CYLINDER BLOCK SPRING	1
5	CYLINDER BLOCK	1
6	PRESS PIN	3
7	RETAINING BALL	1
8	RETAINING PLATE	1
9	PISTON	9
10	SWASH PLATE	1
11	DRIVE SHAFT	1
12	CRADLE BEARING SET	1



* Above specifications are subject to change without prior notice for improvement in quality.



PUMP ROTARY PARTS

96

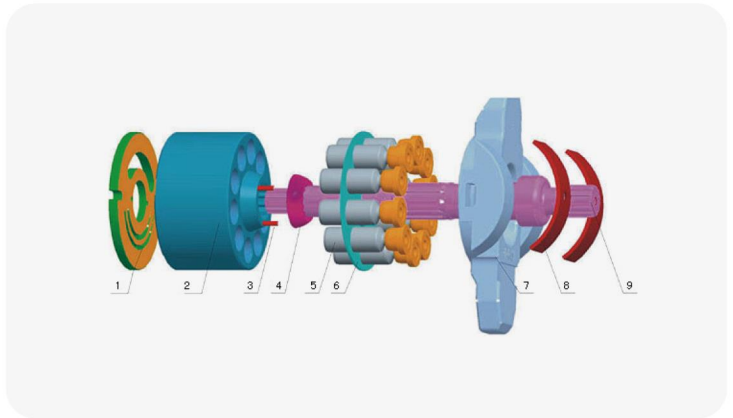
Nachi Hydraulics I PZ-4B-100/PZ-6B-180/220

SPECIFICATION

No.	Parts Name & Description	QTY(pcs)
1	VALVE PLATE	1
2	CYLINDER BLOCK	1
3	PRESS PIN	3
4	BALL GUIDE	1
5	PISTON & SHOE	11
6	RETAINER PLATE	1
7	SWASH PLATE	1
8	SWASH PLATE BEARING	2
9	DRIVE SHAFT	1
10	SHOE PLATE	1

* Hydraulic Piston Pump Rotating group (Rotary group), Replacement parts and Repair kits.

* Above specifications are subject to change without prior notice for improvement in quality.



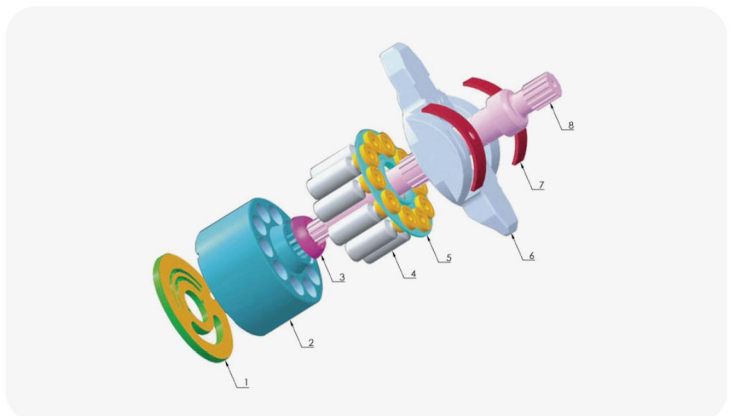
Nachi Hydraulics I PVD-2B-32/34/36/38/40/50/63

SPECIFICATION

No.	Parts Name & Description	QTY(pcs)
1	VALVE PLATE	1
2	CYLINDER BLOCK	1
3	BALL GUIDE	1
4	PISTON	10
5	RETAINER PLATE	1
6	SWASH PLATE	1
7	SWASH PLATE BEARING	2
8	DRIVE SHAFT	1

* Hydraulic Piston Pump Rotating Group and Replacement Parts.

* Above specifications are subject to change without prior notice for improvement in quality.



PUMP ROTARY PARTS

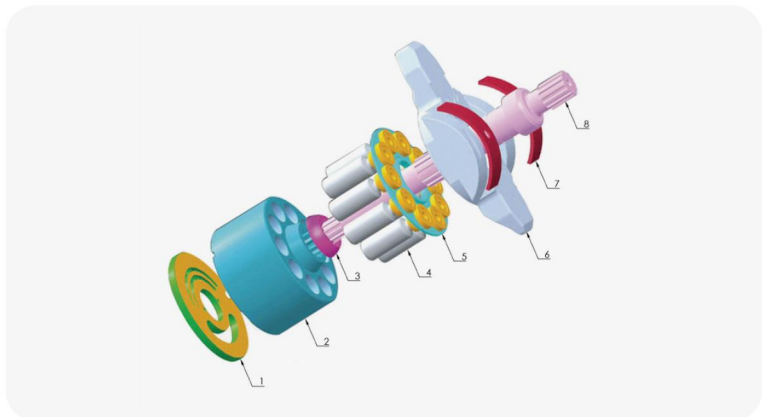
Nachi Hydraulics I PVD-2B-42/44

SPECIFICATION

No.	Parts Name & Description	QTY(pcs)
1	VALVE PLATE	1
2	CYLINDER BLOCK	1
3	BALL GUIDE	1
4	PISTON & SHOE	10
5	RETAINER PLATE	1
6	SWASH PLATE	1
7	SWASH PLATE BEARING	2
8	DRIVE SHAFT	1
-	PRESS PIN	3

* Hydraulic Piston Pump Rotating Group and Replacement Parts.

* Above specifications are subject to change without prior notice for improvement in quality.



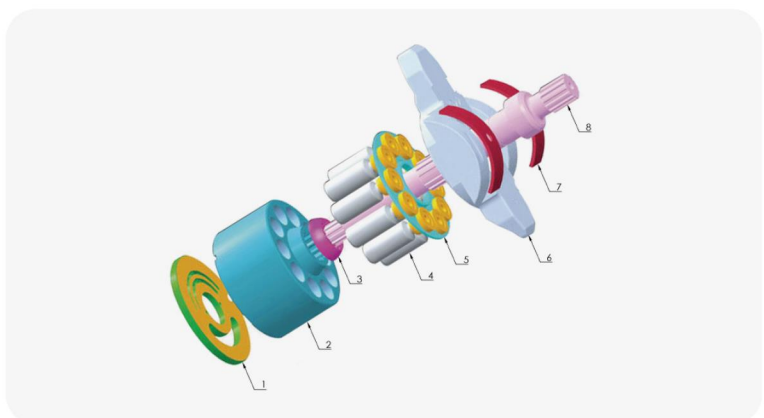
Nachi Hydraulics I PVD-2B-505

SPECIFICATION

No.	Parts Name & Description	QTY(pcs)
1	VALVE PLATE	1
2	CYLINDER BLOCK	1
3	BALL GUIDE	1
4	PISTON	10
5	RETAINER PLATE	1
6	SWASH PLATE	1
7	SWASH PLATE BEARING	2
8	DRIVE SHAFT	1
-	PRESS PIN	3
-	COIL SPRING	1
-	SPACER	2
-	RETAINING RING	1
-	SPLINE SHAFT SLEEVE	1
-	PILOT PUMP	1

* Hydraulic Piston Pump Rotating Group and Replacement Parts.

* Above specifications are subject to change without prior notice for improvement in quality.



PUMP ROTARY PARTS

98

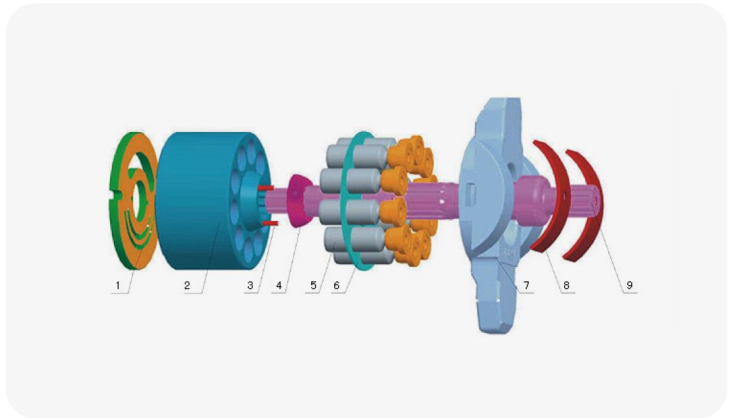
Nachi Hydraulics I PVD-00B-14/.../PVD-3B-54/.../PVD-1B-23/...

SPECIFICATION

No.	Parts Name & Description	QTY(pcs)
1	VALVE PLATE	1
2	CYLINDER BLOCK	1
3	PRESS PIN	3
4	BALL GUIDE	1
5	PISTON & SHOE	10
6	RETAINER PLATE	1
7	SWASH PLATE	1
8	SWASH PLATE BEARING	2
9	DRIVE SHAFT	1

* Hydraulic Piston Pump Rotating group (Rotary group), Replacement parts and Repair kits.

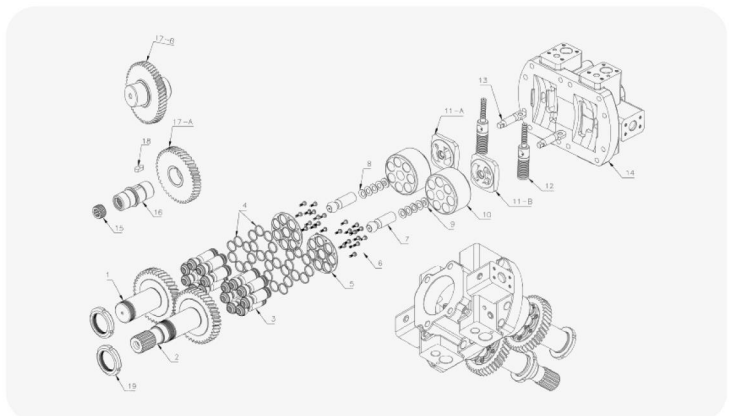
* Above specifications are subject to change without prior notice for improvement in quality.



Doosan Hydraulics I 340LC-V/500LC-V

SPECIFICATION

No.	Parts Name & Description	QTY(pcs)
1	DRIVE SHAFT L	1
2	DRIVE SHAFT R	1
3	PISTON	14
4	RING OF PISTON	28
5	RETAINER PLATE	2
6	SOCKET BOLT	28
7	CENTER PIN	2
8	DISK SPRING	8
9	DISK SPRING HOLDER	2
10	CYLINDER BLOCK	2
11-A	VALVE PLATE L	1
11-B	VALVE PLATE R	1
12	SERVO PISTON	2
13	SERVO PISTON PIN	2
14	HEAV COVER	1
15	COUPLING	1
16	SHAFT OF IDLER GEAR	1
17-A	IDLER GEAR	1
17-B	IDLER GEAR	1
18	KEY	1
19	LOCK NUT	2



PUMP ROTARY PARTS

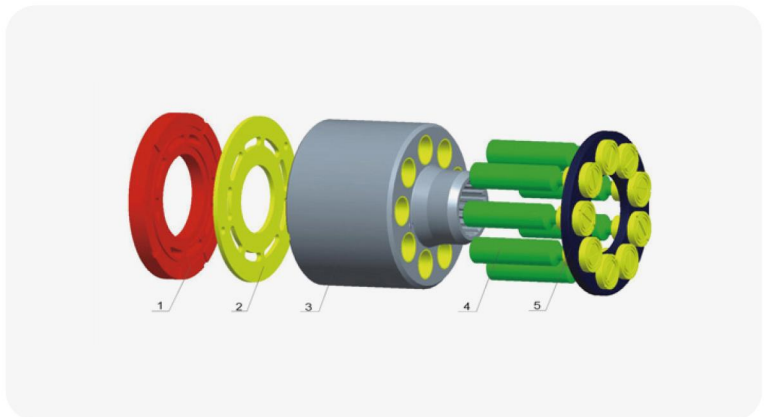
Sam Hydraulics I HCV50/70/100/125

SPECIFICATION

No.	Parts Name & Description	QTY(pcs)
1	VALVE PLATE	1
2	BEARING PLATE	1
3	CYLINDER BLOCK	1
4	PISTON & SHOE	9
5	RETAINING PLATE	1
6	RETAINER	2
7	SPACER	2

* Variable Displacement Axial Piston Pump Rotating group, Replacement parts and Repair kits.

* Above specifications are subject to change without prior notice for improvement in quality.



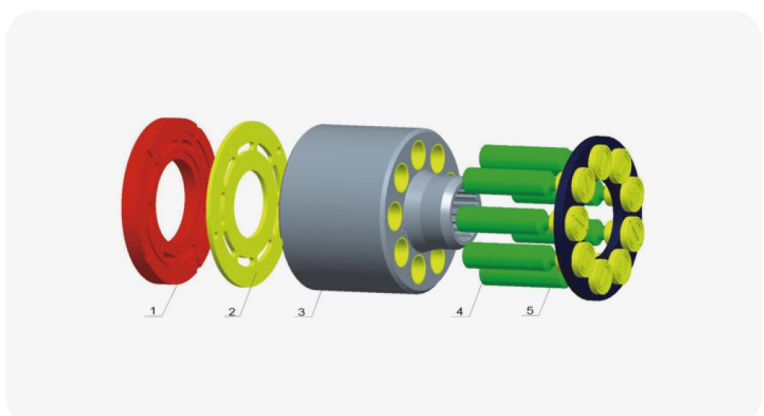
Sam Hydraulics I SH5V32/50/63/70/75/90

SPECIFICATION

No.	Parts Name & Description	QTY(pcs)
1	VALVE PLATE	1
2	BEARING PLATE	1
3	CYLINDER BLOCK	1
4	PISTON & SHOE	9
5	RETAINING PLATE	1

* Variable Displacement Axial Piston Pump Rotating group, Replacement parts and Repair kits.

* Above specifications are subject to change without prior notice for improvement in quality.



PUMP ROTARY PARTS

100

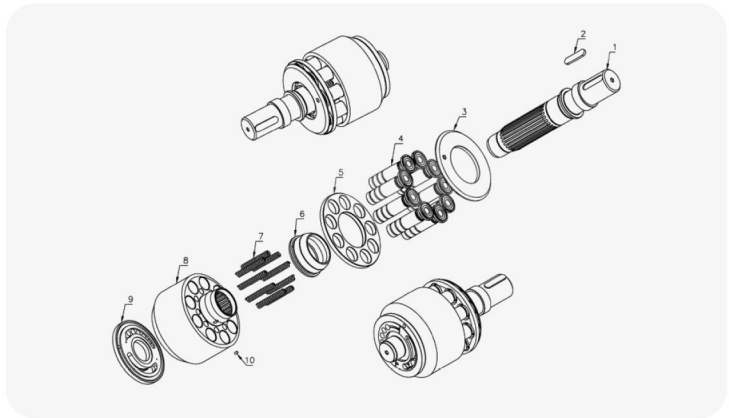
Mitsubishi I MKV06/08/11/16/23/33/55

SPECIFICATION

No.	Parts Name & Description	QTY(pcs)
1	DRIVE SHAFT	1
2	DRIVE SHAFT	1
3	SHOE PLATE	1
4	PISTON	9
5	SET PLATE	1
6	BALL GUIDE	1
7	CYLINDER BLOCK SPRING	9
8	CYLINDER BLOCK	1
9	VALVE PLATE LH	1
9	VALVE PLATE RH	1
10	PIN OF CYLINDER BLOCK	1
-	ROTARY GROUP	1

* Axial Piston Variable Pump Rotary group, Replacement Spare parts and Repair kits.

* Above specifications are subject to change without prior notice for improvement in quality.



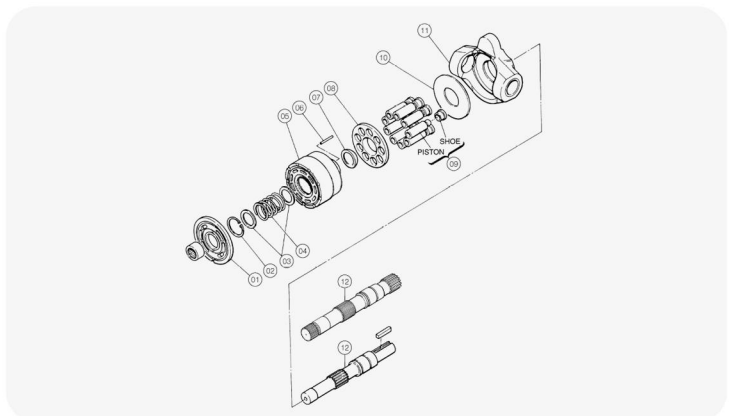
Denison Hydraulics I PV29/38/74/PVT29/38/64/74

SPECIFICATION

No.	Parts Name & Description	QTY(pcs)
1	PORT PLATE CCW	1
1	PORT PLATE CW	1
2	RETAINING RING	1
3	WASHER	2
4	SPRING	1
5	BARREL	1
6	DOWEL	3
7	HOLDDOWN BALL	1
8	SHOE RETAINER	1
9	PISTON & SHOE SA	9
10	WEAR PLATE	1
11	HANGER	1
12	DRIVE SHAFT SPLINED	1
12	DRIVE SHAFT KEYED	1

* Axial Piston Pump Rotary group (Rotating Group), Replacement parts and Repair kits.

* Above specifications are subject to change without prior notice for improvement in quality.



PUMP ROTARY PARTS

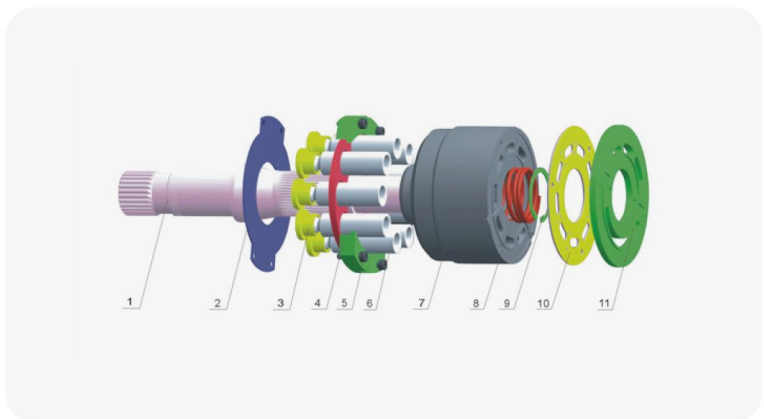

Hawe Hydraulics | V30D95/140/250/V30Z95

SPECIFICATION

No.	Parts Name & Description	QTY(pcs)
1	DRIVE SHAFT	1
2	THRUST PLATE	1
3	RETAINING PLATE	1
4	RETAINER	2
4	SPACER	2
5	SCREW	4
6	PISTON & SHOE	9
7	CYLINDER BLOCK	1
8	COIL SPRING	1
9	SNAP RING	1
10	BEARING PLATE	1
11	VALVE PLATE RH	1
11	VALVE PLATE LH	1
11	VALVE PLATE MOTOR	1

* Axial Piston Pump Rotary group, Replacement parts and Repair kits.

* Above specifications are subject to change without prior notice for improvement in quality.



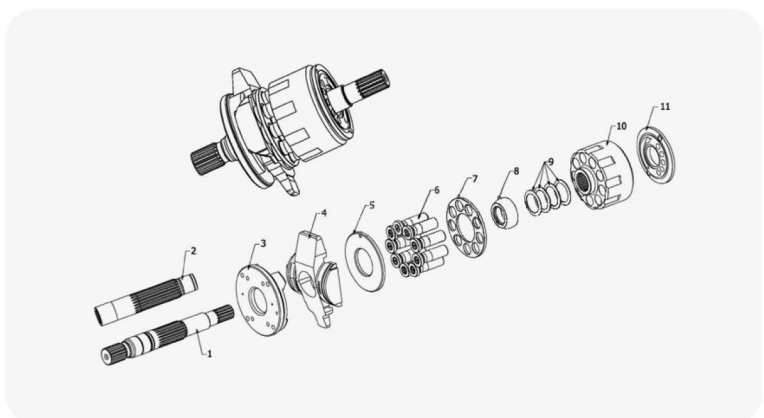

Hitachi | HPK055

SPECIFICATION

No.	Parts Name & Description	QTY(pcs)
1	DRIVE SHAFT R	1
2	DRIVE SHAFT L	1
3	SUPPORT	1
4	SWASH PLATE R	1
4	SWASH PLATE L	1
5	SHOE PLATE	1
6	PISTON & SHOE	9
7	SET PLATE	1
8	BALL GUIDE	1
9	DISK SPRING	4
10	CYLINDER BLOCK	1
11	VALVE PLATE RH	1
11	VALVE PLATE LH	1

* Axial Piston Pump Rotary group, Replacement parts and Repair kits.

* Above specifications are subject to change without prior notice for improvement in quality.



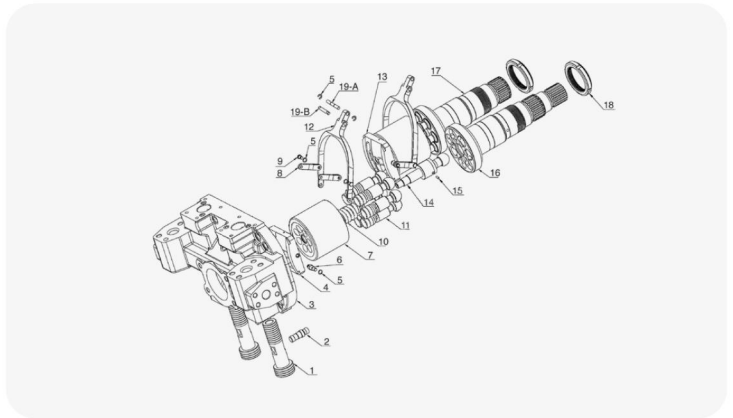
PUMP ROTARY PARTS

102

Hitachi I HPV050/102/105/118/135

SPECIFICATION

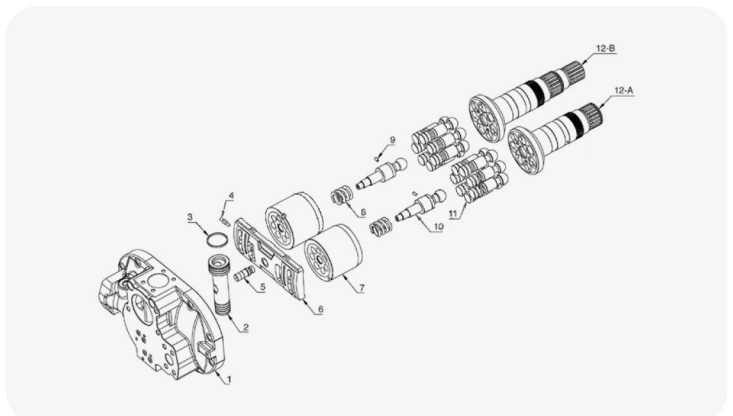
No.	Parts Name & Description	QTY(pcs)
1	PISTON	2
2	PISTON PIN	2
3	HEAD COVER	1
4	VALVE PLATE RH	1
5	SNAP RING	12
6	BOLT OF VALVE PLATE	4
7	CYLINDER BLOCK	2
8	LINK OF VALVE PLATE	4
9	PIN OF LINK	4
10	COIL SPRING	2
11	PISTON	14
12	FEEDBACK LEVER	2
13	VALVE PLATE LH	1
14	CENTER PIN	2
15	PIN OF CENTER PIN	2
16	DRIVE SHAFT R	1
17	DRIVE SHAFT L	1
18	LOCK NUT	2
19-A	PIN OF FEEDBACK A	2
19-B	PIN OF FEEDBACK B	2



Hitachi I HPV091

SPECIFICATION

No.	Parts Name & Description	QTY(pcs)
1	HEAD COVER	1
2	SERVO PISTON	1
3	RING OF SERVO PISTON	1
4	BOLT OF VALVE PLATE	1
5	SERVO PISTON PIN	1
6	VALVE PLATE	1
7	CYLINDER BLOCK	2
8	COIL SPRING	2
9	PIN OF CENTER PIN	2
10	CENTER PIN	2
11	PISTON	14
12-A	DRIVE SHAFT L	1
12-B	DRIVE SHAFT R	1



* Axial Piston Pump Rotary group, Replacement parts and Repair kits.

* Above specifications are subject to change without prior notice for improvement in quality.

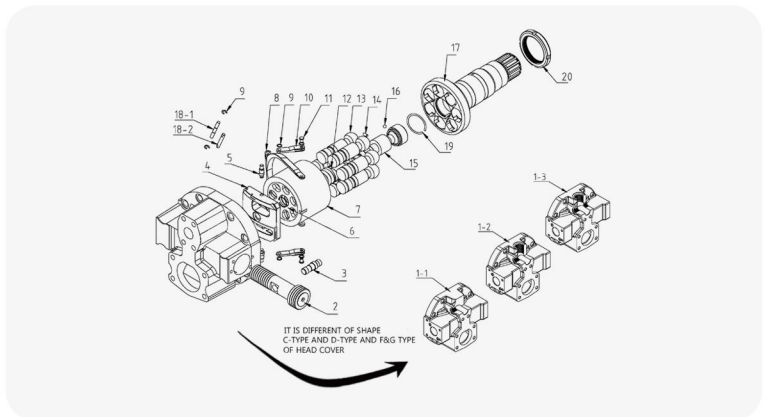


PUMP ROTARY PARTS

Hitachi I HPV116/HPV145

SPECIFICATION

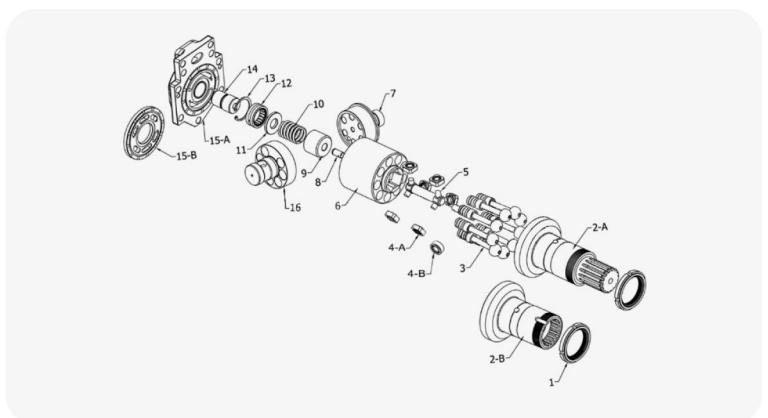
No.	Parts Name & Description	QTY(pcs)
1-1	HEAD COVER	1
1-2	HEAD COVER	0
1-3	HEAD COVER	0
2	SERVO PISTON	1
3	SERVO PISTON PIN	1
4	VALVE PLATE	1
5	BOLT OF VALVE PLATE	2
6	SNAP RING	2
7	CYLINDER BLOCK	1
8	FEEDBACK LEVER	1
9	SNAP RING	6
10	LINK OF VALVE PLATE	2
11	PIN OF LINK	2
12	COIL SPRING	1
13	PISTON	7
14	PIN OF CENTER PIN	1
15	CENTER PIN	1
16	BALL OF CENTER PIN	1
17	DRIVE SHAFT	1
18-1	PIN OF FEEDBACK A	1
18-2	PIN OF FEEDBACK B	1
19	SNAP RING	1
20	LOCK NUT	1



Hitachi I HPV125

SPECIFICATION

No.	Parts Name & Description	QTY(pcs)
1	LOCK NUT	1
2	DRIVE SHAFT	1
3	PISTON	9
4	JOINT BEARING	6
5	CENTER JOINT ROD	1
6	CYLINDER BLOCK	1
7	AXLE SHAFT	2
8	JOINT STOPPER	1
9	HOLDER	1
10	COIL SPRING	1
11	WASHER	1
12	NEEDLE BEARING	1
13	SNAP RING	1
14	CENTER SHAFT	1
15	HEAD VALVE	1
16	ROTARY JOINT	1



* Axial Piston Pump Rotary group, Replacement parts and Repair kits.





SPECIFICATION

MODEL	R3700LC-7(TM70) / DX300LC(TM50/60)						
PART NO.	404-00080	404-00081 XKAH-00993	404-00080 XKAH-00994	404-00082A / 132985	1.403-00061	1.403-00065 XKAH-00996	104-00036 XKAH-00997
DESCRIPTION	SUN GEAR NO.1	SUN GEAR NO.2	SUN GEAR NO.3	SUN GEAR NO.3	PLANET GEAR NO.1	PLANET GEAR NO.2	PLANET GEAR NO.3

MODEL	2HL100 SQUARE TYPE		
PART NO.	4143 315 026		4143 315 024
DESCRIPTION	CARRIER PLANET		PLANET GEAR

MODEL	JMV16/21/23				JMV40/44	
PART NO.	-	-	-	-	XKAY-00397	XKAY-00404
DESCRIPTION	DRIVE GEAR	SUN GEAR	P/GEAR-R NO.1	P/GEAR-F NO.2	SUN GEAR NO.2	DRIVE GEAR (YHHD-6)

MODEL	S130W		S150W	S180W-V
PART NO.	4143-315-028		4143-315-024	-
DESCRIPTION	SUN GEAR (TRANS MISSION)		PLANET GEAR (TRANS MISSION)	RING GEAR (HUB)

MODEL	PC40-5	PC60-3/5 (SK03)	PC60-6 (SK60)			PC120-5 (SK120)	
PART NO.	-	-	-	-	-	-	-
DESCRIPTION	CENTER GEAR (18*14T)	SPUR GEAR (25*18T)	SPUR GEAR (34*18T)	SPUR GEAR (38*18T)	SPUR GEAR (39*18T)	T/GEAR(15*14T)	T/GEAR(15*14T)

MODEL	CAT320		CAT320C		
PART NO.	-		-		
DESCRIPTION	SUN GEAR NO.2		SUN GEAR NO.2		

MODEL	DX380	
PART NO.	K9005494	K9005496
DESCRIPTION	P/GEAR NO.1	SUN GEAR NO.1

MODEL	DH220-5		DH55		
PART NO.	-	-	-	2404-1044	2404-1040
DESCRIPTION	P/GEAR	S/GEAR	P/GEAR NO.1	P/GEAR NO.2	SUN GEAR NO.2

MODEL	MAG85VP	
PART NO.	-	
DESCRIPTION	SUN GEAR (12*17T)	

* Above specifications are subject to change without prior notice for improvement in quality.



REDUCTION GEAR PARTS



SPECIFICATION

MODEL		GM09									
DESCRIPTION	THRUST WASHER (P/L GEAR)	SUN GEAR	PLANETARY GEAR-R	DRIVE GEAR	CENTER GEAR	P/GEAR	P/GEAR	P/GEAR	P/GEAR	PLANETARY GEAR-F	CENTER GEAR SHAFT
SPEC.	-	-	-	-	16*14T	14*15T	32*18T	38*18T	39*18T	-	-

MODEL		GM10/18VC			
DESCRIPTION	PLANETARY GEAR-F	PLANETARY GEAR-R	THRUST WASHER(P/L GEAR)	SUN GEAR	DRIVE GEAR
SPEC.	-	-	-	-	-

MODEL		GM17			
DESCRIPTION	GEAR	GEAR	GEAR	GEAR	GEAR
SPEC.	27*26T	26*26T	14*15T	15*15T	16*15T



SPECIFICATION

MODEL		GM18								
DESCRIPTION	GEAR	GEAR	GEAR	GEAR	GEAR	T/GEAR	T/GEAR	T/GEAR	T/GEAR	T/GEAR
SPEC.	22*26T	38*26T	43*26T	44*26T	45*26T	14*13T	14*17T	16*14T	16*15T	16*16T

MODEL		GM10/18VC		
DESCRIPTION	COUPLING GEAR	SUN GEAR	CLUSTER GEAT	
SPEC.	-	-	-	

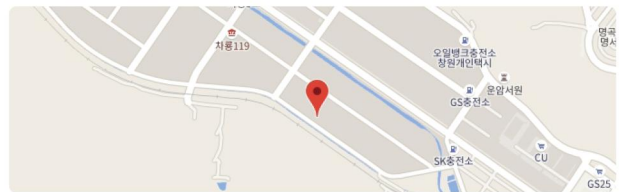
MODEL		GM18										
DESCRIPTION	P/GEAR (M2.27)	P/GEAR	T/GEAR	T/GEAR	T/GEAR	T/GEAR	T/GEAR	T/GEAR	P/GEAR	P/GEAR(M3)	P/GEAR	P/GEAR
SPEC.	43*30T	30*30T	12*21T	16*21T*107L	17*21T	18*21T	20*21T	23*21T	44*30T	43*30T	42*30T	40*30T

FACTORY LOCATION

CHANGWON PLANT 1



- ☎ **Tel.** +82-55-253-1873
- ✉ **E-mail.** sales@kscparts.com
- 📍 **Factory1.** 141, Charyongdanji-ro, Uichang-gu, Changwon-si, Gyeongsangnam-do, Republic of Korea



GIMPO PLANT 2



- ☎ **Tel.** +82-55-253-1873
- ✉ **E-mail.** sales@kscparts.com
- 📍 **Factory2.** 47-3, Geomdan-ro 326 beon-gil, Incheon, Republic of Korea

